


WITCHAM
NEIGHBOURHOOD PLAN
2024 – 2036

**AUTUMN 2023 SURVEY:
RESULTS BOOKLET**



Witcham Parish Council

Introduction

In September and October 2022, the Witcham Neighbourhood Plan Working Group carried out a comprehensive survey of residents to gather information that would inform the content of the Neighbourhood Plan.

Just under 100 responses were received from those aged over 18 and a further nine responses were received from those aged between 10 and 18.




This document provides the full results of both surveys.

A community feedback event was held in March 2023 when the key results were illustrated along with information about the progress in preparing the Plan.

Witcham Household Survey




For residents aged Over 18




1. What do you think about the number of houses we have currently? Please tick one box




Answer Choices			Response Percent	Response Total
1	Need a lot more		5.32%	5
2	Need a few more		35.11%	33
3	About right		59.57%	56
			answered	94
			skipped	4




2. What importance do you attach to the following reasons for new housing in Witcham Parish in the next 20 years? Please tick one box for each statement.

Answer Choices	Important	Not important	No opinion	Response Total	
To enable young people to remain in the community	73.12% 68	9.68% 9	17.20% 16	93	
To meet the wider need for more housing	29.67% 27	48.35% 44	21.98% 20	91	
To enable older people to move to suitable accommodation	65.59% 61	13.98% 13	20.43% 19	93	
To add to the social mix of the community	39.78% 37	24.73% 23	35.48% 33	93	
				answered	94
				skipped	4






2.1. To enable young people to remain in the community			Response Percent	Response Total
1	Important		73.12%	68
2	Not important		9.68%	9
3	No opinion		17.20%	16
			answered	93

2.2. To meet the wider need for more housing			Response Percent	Response Total
1	Important		29.67%	27
2	Not important		48.35%	44
3	No opinion		21.98%	20
			answered	91

2.3. To enable older people to move to suitable accommodation			Response Percent	Response Total
1	Important		65.59%	61
2	Not important		13.98%	13
3	No opinion		20.43%	19
			answered	93

2.4. To add to the social mix of the community			Response Percent	Response Total
1	Important		39.78%	37
2	Not important		24.73%	23
3	No opinion		35.48%	33
			answered	93

3. What form would you prefer any future development to take? Please note that developers are not required to provide affordable housing in a development of under 10 houses. Please tick any that apply.






Answer Choices			Response Percent	Response Total
1	No preference		7.53%	7
2	In-filling, between properties		56.99%	53
3	Small developments of up to 5 dwellings		46.24%	43
4	Small developments of 6-10 dwellings		22.58%	21
5	1 or 2 larger developments (11-50)		3.23%	3
			answered	93
			skipped	5






4. What types of housing do you think will be most needed in Witcham Parish in the next 20 years? Please tick one box for each statement.






Answer Choices	Strong need	Moderate need	Low need	No need	No opinion	Response Total
Affordable homes	47.31% 44	24.73% 23	10.75% 10	8.60% 8	8.60% 8	93
Private rented accommodation	2.22% 2	21.11% 19	36.67% 33	23.33% 21	16.67% 15	90
Homes for 'downsizers'	18.48% 17	43.48% 40	15.22% 14	11.96% 11	10.87% 10	92
Family homes	34.41% 32	41.94% 39	9.68% 9	8.60% 8	5.38% 5	93
Luxury i.e. executive homes	2.20% 2	10.99% 10	28.57% 26	50.55% 46	7.69% 7	91
Retirement housing	10.75% 10	41.94% 39	20.43% 19	17.20% 16	9.68% 9	93
Sheltered housing	7.61% 7	28.26% 26	21.74% 20	23.91% 22	18.48% 17	92
					answered	94
					skipped	4






Other need - please state (9)






1	Millionaire priced barns and massive houses provide nothing to the village community
2	There is too much development of large expensive housing taking up much needed land for smaller housing
3	Social housing
4	Need 'starter' homes
5	Sustainable, environmentally friendly housing with lower running costs duet better insulation and energy efficiency with off grid potential
6	No space for any
7	I recognise the need for affordable housing but Witcham does not have the facilities for larger developments eg shop...
8	Homoes for young folks starting out . i.e. 2 bed homes
9	Affordable homes for young people e.g. starter 1 bed homes






4.1. Affordable homes			Response Percent	Response Total
1	Strong need		47.31%	44
2	Moderate need		24.73%	23
3	Low need		10.75%	10
4	No need		8.60%	8
5	No opinion		8.60%	8
			answered	93






4.2. Private rented accommodation			Response Percent	Response Total
1	Strong need		2.22%	2
2	Moderate need		21.11%	19
3	Low need		36.67%	33
4	No need		23.33%	21
5	No opinion		16.67%	15
			answered	90

4.3. Homes for 'downsizers'			Response Percent	Response Total
1	Strong need		18.48%	17
2	Moderate need		43.48%	40
3	Low need		15.22%	14
4	No need		11.96%	11
5	No opinion		10.87%	10
			answered	92

4.4. Family homes			Response Percent	Response Total
1	Strong need		34.41%	32
2	Moderate need		41.94%	39
3	Low need		9.68%	9
4	No need		8.60%	8
5	No opinion		5.38%	5
			answered	93





4.5. Luxury i.e. executive homes			Response Percent	Response Total
1	Strong need		2.20%	2
2	Moderate need		10.99%	10
3	Low need		28.57%	26
4	No need		50.55%	46
5	No opinion		7.69%	7
			answered	91






4.6. Retirement housing			Response Percent	Response Total
1	Strong need		10.75%	10
2	Moderate need		41.94%	39
3	Low need		20.43%	19
4	No need		17.20%	16
5	No opinion		9.68%	9
			answered	93






4.7. Sheltered housing			Response Percent	Response Total
1	Strong need		7.61%	7
2	Moderate need		28.26%	26
3	Low need		21.74%	20
4	No need		23.91%	22
5	No opinion		18.48%	17
			answered	92






5. How concerned are you about the consequences of new housing development in Witcham Parish? Please tick one box for each statement.






Answer Choices	Very concerned	Quite concerned	Neutral	Not very concerned	Not at all concerned	Response Total
Environmental impact (flooding, wildlife, air quality, drainage etc.)	56.99% 53	23.66% 22	16.13% 15	3.23% 3	0.00% 0	93
Access and safety problems associated with additional traffic	64.89% 61	23.40% 22	5.32% 5	5.32% 5	1.06% 1	94
Pressure on school places	32.26% 30	22.58% 21	31.18% 29	7.53% 7	6.45% 6	93
Pressure on NHS services	60.22% 56	15.05% 14	20.43% 19	3.23% 3	1.08% 1	93
Adequacy of Utilities	55.91% 52	23.66% 22	12.90% 12	4.30% 4	3.23% 3	93
Loss of village identity	56.38% 53	17.02% 16	13.83% 13	6.38% 6	6.38% 6	94
					answered	94
					skipped	4






5.1. Environmental impact (flooding, wildlife, air quality, drainage etc.)			Response Percent	Response Total
1	Very concerned		56.99%	53
2	Quite concerned		23.66%	22
3	Neutral		16.13%	15
4	Not very concerned		3.23%	3
5	Not at all concerned		0.00%	0
			answered	93

5.2. Access and safety problems associated with additional traffic			Response Percent	Response Total
1	Very concerned		64.89%	61
2	Quite concerned		23.40%	22
3	Neutral		5.32%	5
4	Not very concerned		5.32%	5
5	Not at all concerned		1.06%	1
			answered	94





5.3. Pressure on school places			Response Percent	Response Total
1	Very concerned		32.26%	30
2	Quite concerned		22.58%	21
3	Neutral		31.18%	29
4	Not very concerned		7.53%	7
5	Not at all concerned		6.45%	6
			answered	93

5.4. Pressure on NHS services			Response Percent	Response Total
1	Very concerned		60.22%	56
2	Quite concerned		15.05%	14
3	Neutral		20.43%	19
4	Not very concerned		3.23%	3
5	Not at all concerned		1.08%	1
			answered	93

5.5. Adequacy of Utilities			Response Percent	Response Total
1	Very concerned		55.91%	52
2	Quite concerned		23.66%	22
3	Neutral		12.90%	12
4	Not very concerned		4.30%	4
5	Not at all concerned		3.23%	3
			answered	93

5.6. Loss of village identity			Response Percent	Response Total
1	Very concerned		56.38%	53
2	Quite concerned		17.02%	16
3	Neutral		13.83%	13
4	Not very concerned		6.38%	6
5	Not at all concerned		6.38%	6
			answered	94

6. How important do you think it is for any new building development to match the styles of surrounding buildings or the character of the village? Please tick one box.

Answer Choices			Response Percent	Response Total
1	Very important		53.19%	50
2	Fairly important		27.66%	26
3	Not important		13.83%	13
4	No opinion		5.32%	5
			answered	94
			skipped	4




7. Other than that noted in 6, what principles should identify the design of new houses? Please tick one box per row




Answer Choices	Important	Not important	No opinion	Response Total
To have at least one parking space per bedroom	71.28% 67	21.28% 20	7.45% 7	94
Each parking space should have direct access to the road	34.44% 31	50.00% 45	15.56% 14	90
Be innovative in design	38.71% 36	43.01% 40	18.28% 17	93
Have large gardens	19.35% 18	65.59% 61	15.05% 14	93
Have room to extend	13.04% 12	70.65% 65	16.30% 15	92
Have as low a carbon impact as possible	89.13% 82	6.52% 6	4.35% 4	92
			answered	94
			skipped	4




7.1. To have at least one parking space per bedroom			Response Percent	Response Total
1	Important		71.28%	67
2	Not important		21.28%	20
3	No opinion		7.45%	7
			answered	94

7.2. Each parking space should have direct access to the road			Response Percent	Response Total
1	Important		34.44%	31
2	Not important		50.00%	45
3	No opinion		15.56%	14
			answered	90




7.3. Be innovative in design			Response Percent	Response Total
1	Important		38.71%	36
2	Not important		43.01%	40
3	No opinion		18.28%	17
			answered	93




7.4. Have large gardens			Response Percent	Response Total
1	Important		19.35%	18
2	Not important		65.59%	61
3	No opinion		15.05%	14
			answered	93




7.5. Have room to extend			Response Percent	Response Total
1	Important		13.04%	12
2	Not important		70.65%	65
3	No opinion		16.30%	15
			answered	92




7.6. Have as low a carbon impact as possible			Response Percent	Response Total
1	Important		89.13%	82
2	Not important		6.52%	6
3	No opinion		4.35%	4
			answered	92

8. What do you consider the most important factors to be considered when identifying sites for new housing in Witcham Parish? Please tick one box per row				
Answer Choices	Important	Not important	No opinion	Response Total
Sites should be brownfield (e.g. previously developed, either old homes or business premises)	83.87% 78	7.53% 7	8.60% 8	93
Sites should be greenfield (e.g. gardens, farmland)	13.19% 12	73.63% 67	13.19% 12	91
Sites should be within the village envelope	58.51% 55	29.79% 28	11.70% 11	94
Sites should not restrict the views to and from the village	78.49% 73	11.83% 11	9.68% 9	93
			answered	94
			skipped	4

8.1. Sites should be brownfield (e.g. previously developed, either old homes or business premises)			Response Percent	Response Total
1	Important		83.87%	78
2	Not important		7.53%	7
3	No opinion		8.60%	8
			answered	93

8.2. Sites should be greenfield (e.g. gardens, farmland)			Response Percent	Response Total
1	Important		13.19%	12
2	Not important		73.63%	67
3	No opinion		13.19%	12
			answered	91

8.3. Sites should be within the village envelope			Response Percent	Response Total
1	Important		58.51%	55
2	Not important		29.79%	28
3	No opinion		11.70%	11
			answered	94





8.4. Sites should not restrict the views to and from the village			Response Percent	Response Total
1	Important		78.49%	73
2	Not important		11.83%	11
3	No opinion		9.68%	9
			answered	93

9. If you have anything further to add on housing development, please comment in the space below:




Answer Choices		Response Percent	Response Total
1	Open-Ended Question	100.00%	19
1	The dead end narrow roads do not sustain the additional traffic caused by building further housing developments		
2	Bit hard to answer some of these questions as I feel Witcham does not need anymore new houses		
3	Any development should contribute to the village and local area amenities and services. Should provide upgrades and additional facilities within the village to offset the inevitable negative impact. Private profit should not be at the expense of the village.		
4	Stop building houses. There is NOTHING in the village to warrant the amount of houses we have. Everybody goes to Ely or Sutton for there needs.		
5	All new housing should aim for net zero , with minimal carbon foot print, sustainable heating/cooling and andscaping and tree planting to off set emmissions.		
6	The character of the village must be kept. We are not big enough to absorb bigger developments without losing what makes Witcham magical.		
7	New building should be on brown field sites and not using farm land/green land. There is a need to preserve our green spaces and countryside for both environmental and mental health reasons		
8	Where people have lived in the village all their lives they should be afforded the right to extend their properties to support their growing families. This should especially be allowed where the houses have enough land that the extension would barley be seen by others.		

YOUR VIEWS ON LOCAL TRANSPORT





10. What are your thoughts on the current speed limits on the main roads coming into the village? Please tick any box that applies.

Answer Choices			Response Percent	Response Total
1	No change required		41.49%	39
2	Speed limit should be reduced		37.23%	35
3	Enforcement should be increased		52.13%	49
4	No opinion		3.19%	3
			answered	94
			skipped	4




11. What are your thoughts on the current speed limits on The Slade and Martins Lane? Please tick any box that applies.

Answer Choices			Response Percent	Response Total
1	No change required		44.68%	42
2	Speed limit should be reduced		36.17%	34
3	Enforcement should be increased		53.19%	50
4	No opinion		0.00%	0
			answered	94
			skipped	4





12. What are your thoughts on the current speed limits on the other roads within the village? Please tick any box that applies

Answer Choices			Response Percent	Response Total
1	No change required		46.81%	44
2	Speed limit should be reduced		39.36%	37
3	Enforcement should be increased		31.91%	30
4	No opinion		3.19%	3
			answered	94
			skipped	4

13. What are your thoughts as to whether there should be any traffic calming/speed reducing measures introduced? Please tick only one box.

Answer Choices			Response Percent	Response Total
1	No change required (Go to question 15)		36.17%	34
2	No opinion (Go to question 15)		8.51%	8
3	Measures should be introduced		55.32%	52
			answered	94
			skipped	4

14. If you think that traffic calming/speed reducing measures should be introduced what type of measures would you support? Dependent on the response this may be taken up with further consultation. Please tick all that apply

Answer Choices			Response Percent	Response Total
1	Speed bumps		47.46%	28
2	More speed activated signs		49.15%	29
3	Priority with road narrowing		49.15%	29
4	More Speed reminder signs		23.73%	14
			answered	59
			skipped	39

15. If you have anything further to add to 10-14 , please comment in the space below:

Answer Choices		Response Percent	Response Total
1	Open-Ended Question	100.00%	18
1	The exit from Witcham village onto Witcham toll is increasingly dangerous as more people move into/access the village.		
2	I think road narrowing would be detrimental for the tractors, busses and horses passing through the village, making it more difficult for everyone else.		
3	I don't think reducing the speed limit will make too much difference unless enforced by police etc. As people speed through at 50-60mph anyways currently. You can see the difference to the majority of the cars coming through when the cars parked on the cross roads, most tend to come through slightly slower. A fair few still over 30 though		
4	NO MORE SPEED REDUCTIONS - ONLY THING NEEDED WHICH NO ONE DOES ANYTHING ABOUT IS WITCHAM TOLL - 50 SHOULD BE REDUCED. ANY OTHER VILLAGE SPEED RESTRICTIONS SHOULD BE CAMPAIGNED AGAINST.		
5	Any further restrictions need to take account of the age of the village and the fact that not all properties have off-street parking. If any further restrictions are to be introduced or would impact on parking then alternative parking will be needed - and that may well need to have EV charging capabilities.		
6	Physical measures need to be implemented to reduce traffic speeds as a matter urgency - many vehicles, of all types, drive recklessly fast, including some villagers.		
7	It's the same people who drive like they don't care, pretty much most of the time.		

15. If you have anything further to add to 10-14 , please comment in the space below:

8	Do not understand why Witcham hasn't already applied for a 20mph limit in the village. However, there is really no point in having speed limits at all unless there is some enforcement and a constant threat of enforcement to make sure that they are adhered to. Speedwatch is probably a waste of time, as is further education.....everyone knows that speeding is dangerous in the village, yet the data from the village suggests that many people do not seem to care too much! Speedhumps may help but they make a lot of noise for those near by and they are not very good for the environment due to the slowing down before and speeding up afterwards.		
9	Speed limit should be reduced on Hive Road to 30 (or 40) to beyond the houses on Hive Road coming down from the village as it is still a 60 which is way too fast given there are several properties on Hive Road with children, horses, dogs and cyclists.		
10	No need for lower speed limits more speed activated sign should be all that's needed		
11	Preseent situation does not need changing		
12	Why punish good drivers more with further restrictions yet not enforce the current rules		
13	Speed bumps are hard to get right		
14	The village is used as a rat run to other villages - plus heavy vehicles when A142 has accidents or slow traffic, of which many do not comply with speed limits; many enter the village at high speed, which is not good when children are playing on the village green. Especially home delivery vans down High St and Silver St drive too fast		
15	on the slade /martins lane		
16	There should not be the need to go to such extreme measures		
17	no speed bumps ,but sleeping policeman		
18	The only thing I've noticed causing issues with traffic is the parking outside the house opposite the bus stop, its too close to the corner and the crossroads and visibility isn't good enough to have to pass safely on the wrong side of the road. I'd feel happier and safer if this was made double yellow lines.		
		answered	18
		skipped	80

16. Would you support any of the following improvements? Please tick one box per row. Dependent on the answers given this may be followed up with further consultation.






Answer Choices	Strong need	Moderate need	Low need	No need	No opinion	Response Total
Improved local bus services	37.63% 35	29.03% 27	16.13% 15	3.23% 3	13.98% 13	93
Improved pavements within the village	15.22% 14	31.52% 29	33.70% 31	14.13% 13	5.43% 5	92
Improved pavements in the Parish outside the village	25.81% 24	22.58% 21	24.73% 23	13.98% 13	12.90% 12	93
Improved crossing on the A142 to the Sutton/Ely cycle path	63.83% 60	19.15% 18	6.38% 6	4.26% 4	6.38% 6	94
Additional crossing on the A142 to the Sutton/Ely cycle path	57.61% 53	15.22% 14	13.04% 12	8.70% 8	5.43% 5	92
More designated cycle routes for pleasure	41.49% 39	22.34% 21	13.83% 13	10.64% 10	11.70% 11	94
More designated cycle routes linking adjacent villages	43.01% 40	27.96% 26	16.13% 15	4.30% 4	8.60% 8	93






16. Would you support any of the following improvements? Please tick one box per row. Dependent on the answers given this may be followed up with further consultation.






	answered	94
	skipped	4






Other (15)






1	Slow traffic passing through Witcham toll so that it is safer to enter and leave the village
2	Having a small path on the right of The Slade up near the toll. Only about 20m or so would be plenty (with a drop curb for wheel chairs/push chairs etc). That way people can walk on existing path, cross over before getting to the toll an cross only one main road to head towards Sutton co-op.
3	The path from Witcham to Mepal has be over grown for years it's about time it was cleared making a safe passage for everyone
4	A lot of money was spent on the cycle path from Sutton to Witchford and some cyclists choose not to use it putting lives at risk.
5	The A142 junction is a deathtrap for all users alike and desperately needs traffic lights or a roundabout.
6	A142 crossing very difficult for cyclists and dangerous particularly when turnng in to Witcham from A142. I always dismount and walk across. Would not use A142 wuth child cyclists Better cycle routes for access to Ely and surrounding villages, for pleasure/health/ net zero
7	For a small village, we are not blessed with areas to walk/cycle safely
8	Please someone maintain the current cycle path between Witchford and Sutton. A lot of money was spent and it is now falling to pieces due to abuse from heavy traffic and is so narrowed by overgrowth that it is very dangerous for two cycles to pass each other. The surface is also starting to crack and the width of these cracks is now enough to catch bike tyre and cause a serious accident.
9	We should also be lobbying for a safer crossing at the A142/A10 roundabout for cyclists/pedestrians.
10	Bus routes to run between Witcham & Mepal, not direct to the villages separately from other areas
11	They need a bridge to cross the road not traffic lights as this would just hold up the traffic more and cause more congestion
12	Restore the footpath to Mepal along Mepal Rd from Martins Lane
13	Ideally would like to be able to cross the other direction to Sutton
14	Pavements are adequate as any widening would make the roads narrower. Double parking is not sufficient as vehicles would not pass in amor parts of the High St or Slade or Martins Lane.
15	Mepal Road/Witcham Road needs a path to link Witcham & Mepal. It would also be good to reduce the speed limit to a max of 40. Hive Road also needs the speed limit reducing






16.1. Improved local bus services			Response Percent	Response Total
1	Strong need		37.63%	35
2	Moderate need		29.03%	27
3	Low need		16.13%	15
4	No need		3.23%	3
5	No opinion		13.98%	13
			answered	93






16.2. Improved pavements within the village			Response Percent	Response Total
1	Strong need		15.22%	14
2	Moderate need		31.52%	29
3	Low need		33.70%	31
4	No need		14.13%	13
5	No opinion		5.43%	5
			answered	92

16.3. Improved pavements in the Parish outside the village			Response Percent	Response Total
1	Strong need		25.81%	24
2	Moderate need		22.58%	21
3	Low need		24.73%	23
4	No need		13.98%	13
5	No opinion		12.90%	12
			answered	93

16.4. Improved crossing on the A142 to the Sutton/Ely cycle path			Response Percent	Response Total
1	Strong need		63.83%	60
2	Moderate need		19.15%	18
3	Low need		6.38%	6
4	No need		4.26%	4
5	No opinion		6.38%	6
			answered	94

16.5. Additional crossing on the A142 to the Sutton/Ely cycle path			Response Percent	Response Total
1	Strong need		57.61%	53
2	Moderate need		15.22%	14
3	Low need		13.04%	12
4	No need		8.70%	8
5	No opinion		5.43%	5
			answered	92




16.6. More designated cycle routes for pleasure			Response Percent	Response Total
1	Strong need		41.49%	39
2	Moderate need		22.34%	21
3	Low need		13.83%	13
4	No need		10.64%	10
5	No opinion		11.70%	11
			answered	94




16.7. More designated cycle routes linking adjacent villages			Response Percent	Response Total
1	Strong need		43.01%	40
2	Moderate need		27.96%	26
3	Low need		16.13%	15
4	No need		4.30%	4
5	No opinion		8.60%	8
			answered	93




17. Do you have any transport problems in getting to the following? Please tick one box per row.				
Answer Choices	Often	Occasionally	Never	Response Total
Medical visits	3.19% 3	14.89% 14	81.91% 77	94
Shopping	2.15% 2	12.90% 12	84.95% 79	93
Work	3.30% 3	7.69% 7	89.01% 81	91
Social or leisure	4.30% 4	13.98% 13	81.72% 76	93
			answered	94
			skipped	4
Other (16)				
1	There's no easy/affordable/regular/reliable public transport to get to places of social/leisure. We can't drive ourselves if we want to drink alcohol socially.			
2	Need improvement to A142 junction to allow easier and safer joining the main road form the village.			
3	APART FROM WITCHAM TOLL DEATH TRAP.			
4	I am a driver and have a car			
5	The lack of a path, let alone a cycle path, on the Haddenham road inhibits family members from taking green options. Cycling to work in Cambridge is a risky and dangerous experience.			
6	I have a car, but am conscious that (a) it's not very green and (b) some people don't drive. So even though I don't have transport problems, I do think the transport needs improving. The current bus service involves a wait of up to an hour, and doesn't go near the main Ely GP surgery nor the Princess of Wales			




17. Do you have any transport problems in getting to the following? Please tick one box per row.

	hospital - though no doubt you can access these with longer 2-stage bus journeys or long walks. That makes getting to medical facilities by bus quite a lengthy process. The same goes for accessing any supermarket other than Tesco.
7	Other than having to use the car for everything..
8	I feel overly dependent on my car. I would be open to doing things differently for the benefit of my own health and the quality of life in the village.
9	BUT WE HAVE 2 CARS!!!! What about those that don't?
10	Only because I am a car owner. I try to use the bus service when I can.
11	At present we are fortunate enough to be driving but this could become an issue if we were to need to use public transport. Our son has special needs and is using local public transport but the bus is infrequent and does not run on Sundays/BHs. Having said that though the bus is a great service and he would be lost without it.
12	Current bus service is vital to the village and needs to be retained.
13	No transport problems but only because we have cars. Would much prefer to use public transport eg.bus, but the times are never useful and it is costly
14	The normal traffic on A142 Paths to Mepal/Witcham/Mepal not foot paths
15	have own vehicles
16	Do not rely on public transport

17.1. Medical visits			Response Percent	Response Total
1	Often		3.19%	3
2	Occasionally		14.89%	14
3	Never		81.91%	77
			answered	94




17.2. Shopping			Response Percent	Response Total
1	Often		2.15%	2
2	Occasionally		12.90%	12
3	Never		84.95%	79
			answered	93




17.3. Work			Response Percent	Response Total
1	Often		3.30%	3
2	Occasionally		7.69%	7
3	Never		89.01%	81
			answered	91




17.4. Social or leisure			Response Percent	Response Total
1	Often		4.30%	4
2	Occasionally		13.98%	13
3	Never		81.72%	76
			answered	93

18. If you use the public bus service , what do you use it for and how often? Please tick one box per row.







Answer Choices	Often	Occasionally	Never	Response Total
Medical visits	2.27% 2	9.09% 8	88.64% 78	88
Shopping	6.74% 6	20.22% 18	73.03% 65	89
Work	1.15% 1	4.60% 4	94.25% 82	87
			answered	89
			skipped	9
Other (8)				
1	We work in Cambridge, so the bus service isn't really an option as it doesn't run late (or affordably or quickly - it's much much slower to get public transport). We work mostly from home, but drive to work at least once/twice a week.			
2	Use it to get to the the station for leisure trips by train.			
3	Leisure activities where driving is not possible.			
4	Only because I am retired and have a car. I do occasionally use the bus to get to and from the station if I'm travelling anywhere.			
5	Social / to get to the station			
6	Occasionally to get to the railway station.			
7	The bus service is very good but would be better if it could run more frequently and maybe a bit later			
8	To get to Ely railway station			

18.1. Medical visits			Response Percent	Response Total
1	Often		2.27%	2
2	Occasionally		9.09%	8
3	Never		88.64%	78
			answered	88

18.2. Shopping			Response Percent	Response Total
1	Often		6.74%	6
2	Occasionally		20.22%	18
3	Never		73.03%	65
			answered	89

18.3. Work			Response Percent	Response Total
1	Often		1.15%	1
2	Occasionally		4.60%	4
3	Never		94.25%	82
			answered	87

19. Do you travel to work from Witcham parish? Please tick only one box.

Answer Choices			Response Percent	Response Total
1	Don't work/retired		36.17%	34
2	Yes by car		38.30%	36
3	Yes by motorbike/scooter		0.00%	0
4	Yes by bus		0.00%	0
5	Yes by van		2.13%	2
6	Yes by train		6.38%	6
7	Yes by cycle		0.00%	0
8	Yes - walk		0.00%	0
9	Work from home		12.77%	12
10	No		4.26%	4
			answered	94
			skipped	4

If by train how do you get to the station - cycle, car, motorbike, bus? (12)

1	Car
2	Tends to be car
3	car
4	Bus or car
5	Bus or car
6	Car
7	Car
8	car (occasionally bus)
9	car

19. Do you travel to work from Witcham parish? Please tick only one box.

10	car
11	car
12	Car

20. Do you think that there are any major danger spots on the roads in and around Witcham? This would include such items as potholes, mud on the road etc. Please comment in the space below.

Answer Choices		Response Percent	Response Total
1	Open-Ended Question	100.00%	57
1	Yes, the junction with Witcham toll. There have been frequent fatalities and there will be more. It's a deterrent to families moving into the village knowing that being an isolated village, we face this risk frequently to enter/exit the village		
2	Hive Road used as a racetrack and Road condition is awful		
3	No		
4	Where The Slade meets the A142, there's been many crashes. It's also tricky to turn right onto the A142.		
5	Junctions with the A142 at Witcham Toll and at Mepal, Potholes on Hive Road		
6	The toll junction, also the edge of the road at Hive road.		
7	Main junction onto the A142 needs improvement.		
8	NO APART FROM TOO MANY PARKED CARS ON SILVER STREET		
9	The path from Witcham to Mepal should be cleared as this road often has speeding traffic		
10	Sometimes there is a lot of mud at the junction of Hive Road, Mepal Road and Martins Lane. This is dangerous for cyclists and motorcyclists.		
11	Just other drivers! Turning right onto the 142 is almost impossible certain times of the day. Need a roundabout urgently.		
12	The bend at the top of Hive road is often left muddy by farm traffic. It also has a lot of stones in the mud. The people responsible should be made to clean it.		
13	no		
14	Visibility on the roads from the village to Mepal and Wardy Hill can become a little restricted if hedges are overgrown but the Mepal road is generally wide enough for this not to be a material issue. The road out to Wardy Hill is narrow from the point of view of cycling.		
15	Car speeds on Mepal Road coming towards Witcham		
16	By luck, most of the roads are in comparatively good condition but the Hive Road is pretty bad - cycling is dangerous in places due to pot holes. See previous comments on the awfully dangerous A142 junction at The Toll.		
17	Speeding on the A142 Getting out of the Witcham road in the mornings, when rush-hour traffic is heavy on the A142		
18	Can't think of any		
19	Cars parked too close to crossroads, especially Silver Street		
20	The junction with the A142 is very difficult to get out of at peak times and drivers take risks.		
21	Witcham Toll is a Dangerous Junction. Measures need to be put in place. Maybe Traffic Lights?		

20. Do you think that there are any major danger spots on the roads in and around Witcham? This would include such items as potholes, mud on the road etc. Please comment in the space below.

22	A142 junction and crossing at Witcham Toll - diabolical
23	Witcham toll junction
24	The Ely zipper often speeds on the Slade. Parked cars at the bottom of the Slade are a risk. Parked cars where the Slade meets Silver street on both roads at time pose unnecessary risk. The edge of the road approaching the camp site from the 142 is not in great condition and can cause cars to lose footing. Horses have a habit of being on the road at times when it makes it hard to make progress for cars.
25	No
26	Yes.....there are many....mud, potholes, general road disrepair, appalling driving, heavy farm traffic...the list is endless. The junction at Witcham Toll is particularly dangerous. Have list count of the number of close shaves we have had there. It is only by luck that there haven't been more serious injuries or fatalities.
27	Hive road a danger due to passing point being battered by heavier traffic and agricultural traffic Condition of the road is appalling A total refurbishment is required with passing points being more visible for cyclists and horse riders
28	A142 Junctions at Witcham Toll. Speeding vehicles on The Slade and by the recreation ground (particularly down the hill)
29	Witcham Toll Junction
30	Hive Road is becoming dangerous due to uneven road surfaces and inadequate passing points.
31	The roads are generally good but sometimes a few potholes down Hive Road. Mud is an occupational hazard living in the countryside as is horse poo! If you don't like it - don't move here.
32	Not particularly, but potholes which may appear in the future would need dealing with in a timely manner.
33	Witcham Toll crossroads and Mepal/A142 junction are both very dangerous.
34	Road between Witcham and Mepal is too fast. The area has more housing now and two stable facilities. Therefore there are many users, on foot, bicycle and horseback. The limit between the villages should be 40MPH to ensure their safety and promote leisure use. Otherwise some people may be injured, or in the silly situation of driving to their walk.
35	No.
36	Not aware of anything major.
37	Improvements to A142 junction at Witcham Toll. Reduction of speed limit to 40mph and traffic signals.
38	The road to Wardy Hill has many potholes and an uneven surface/mud. The road to Mepal is very often muddy from farm vehicles.
39	The Slade is used as a rat run. An accident involving vehicles and/or pedestrians is waiting to happen. Traffic calming is required. Witcham Toll is a death trap. The speed at the Toll on the A142 should be reduced to 30 mph and enforced with cameras. The road surface to Wardy Hill is dreadful.
40	The junction with the A142 needs improvements, possibly traffic lights to make it safer to exit/enter the village and a speed reduction to 40 mph as it's too fast to join the road.
41	Water on road, mud on road, tractors travelling at maximum speed, cars parked very close to intersections
42	Layout of Witcham Toll crossroads inadequate for traffic flow from all directions
43	Junction with A142 needs looking at
44	Narrowness of the High Street near the bus stop. People parking on the road make it difficult to pass in a lorry.
45	The junction between Witcham & Haddenham, people turning into the turning lanes earlier than there is provision causing many near misses

20. Do you think that there are any major danger spots on the roads in and around Witcham? This would include such items as potholes, mud on the road etc. Please comment in the space below.

46	Parking on blind bends Parking near cross roads where lighting is poor speed excesses of vehicles using village as rat run, especially at the cross roads. Sharp bend near cemetery
47	Wardy Hill Road is bad but is a minor road
48	Yes - huge issue getting onto main A142 from The Slade Road (Witcham Toll). Dangerous & waiting time to get out to turn right, awful & therefore very dangerous.
49	Highways need to take back verges in Headleys Land and being used by the new development and slabs land on the roadway
50	Potholes still in High St Danger zone in Headleys Lane - verges being used which should be Highway Cars incorrectly parked on street when parking available at their own premises
51	At the cross roads in the village. There is a blind spot when turning right from silver street onto the slade. Also is is dangerous during rush hour time to cross the road , when walking , at the crossroads due to speeding traffic
52	Mud on roads an issue hazardous particularly to motorcycles and cycles pedestrians, pot holes also damage to car tyres potentially cause accident for all vehicles.
53	Turning out to right of high Street whether it be crossing into silver street martins lane or the slade
54	witcham toll junction dangerous/ frequent water leaks lack of weedkiller/blockage of sewer drains/problems of water leaking into roads
55	The bends by the layby on the road down to Mepal Condition of Hive road The lack of cutting back the verges along these roads
56	The road between Witcham and Wardy Hill is often very muddy - usually when the crop for the bio digester is being harvested. The general state of this road is poor with major de-formation of the carriageway. This must be of particular concern to cyclists and motor bike users.
57	Lots of potholes and often mud and stones on Hive Road, gets quite damaging to vehicles, it costs me a lot in bike repairs and a few car repairs.

	answered	57
	skipped	41

21. If you have anything further to add to Local Transport Issues, please comment in the space below

Answer Choices		Response Percent	Response Total
1	Open-Ended Question	100.00%	16
1	Bus travel time into Ely is too long to be efficient		
2	Cycling out of Witcham to the cycle path on the A142 could be easier. There's no real cycle connection, so cyclists either have to walk/cycle on the path to cross, or cycle on the road for a few meters.		
3	A142 junction should be changed to a roundabout due to levels of new houses in Haddenham, Sutton and Chatteris. Now very dangerous to leave village		
4	Because there is no late bus back from Ely, if you want to take the train and arrive back late, you have to drive to the station.		
5	I know it would be beneficial to users, if the Zipper 2 bus, called in at Tesco, to enable users to access the railway station more readily.		
6	The buses need to run much later into the evening/night in order to be useful for a return trip.		
7	See previous comments on the need for more paths/cycle paths.		

YOUR VIEWS ON THE ENVIRONMENT, GREEN SPACES AND RENEWABLE ENERGY






22. Please tell us whether you agree or disagree with these statements. Tick one box for each statement.						
Answer Choices	Strongly agree	Agree	Neutral	Disagree	Strongly disagree	Response Total
Our hedgerows and mature trees need to be protected	73.40% 69	19.15% 18	7.45% 7	0.00% 0	0.00% 0	94
Tree, hedge wildflower planting on verges should be encouraged	60.22% 56	25.81% 24	6.45% 6	5.38% 5	2.15% 2	93
Opportunities should be taken to increase green spaces and public open areas within the village	50.00% 47	30.85% 29	17.02% 16	2.13% 2	0.00% 0	94
The green spaces providing separation of the village from adjacent villages is important to the character of Witcham	67.02% 63	23.40% 22	9.57% 9	0.00% 0	0.00% 0	94
We need more footpaths and bridleways	25.53% 24	27.66% 26	40.43% 38	6.38% 6	0.00% 0	94
The wildlife and biodiversity in our community needs protecting	68.09% 64	23.40% 22	8.51% 8	0.00% 0	0.00% 0	94
Open views across fields are important assets to be protected	65.96% 62	21.28% 20	11.70% 11	1.06% 1	0.00% 0	94
The dark night sky is an asset	63.44% 59	24.73% 23	11.83% 11	0.00% 0	0.00% 0	93
The recreation ground is important as a green space	75.53% 71	21.28% 20	3.19% 3	0.00% 0	0.00% 0	94
All new developments must maintain or improve wildlife habitats	72.34% 68	18.09% 17	7.45% 7	2.13% 2	0.00% 0	94
Our history and built heritage are important	68.09% 64	20.21% 19	11.70% 11	0.00% 0	0.00% 0	94
Our peace and rural quiet are important	79.79% 75	17.02% 16	3.19% 3	0.00% 0	0.00% 0	94
New development should harvest energy from natural sources	52.13% 49	30.85% 29	15.96% 15	0.00% 0	1.06% 1	94
We should invest in renewable energy sources in a project organised by the community	43.62% 41	34.04% 32	18.09% 17	4.26% 4	0.00% 0	94
As a community we should invest in looking at more ways to encourage sustainability	43.62% 41	41.49% 39	12.77% 12	1.06% 1	1.06% 1	94
As a community we should invest in looking at more ways to enhance our environment	51.06% 48	41.49% 39	6.38% 6	1.06% 1	0.00% 0	94
					answered	94





22. Please tell us whether you agree or disagree with these statements. Tick one box for each statement.




skipped





4




22.1. Our hedgerows and mature trees need to be protected			Response Percent	Response Total
1	Strongly agree		73.40%	69
2	Agree		19.15%	18
3	Neutral		7.45%	7
4	Disagree		0.00%	0
5	Strongly disagree		0.00%	0
			answered	94



22.2. Tree, hedge wildflower planting on verges should be encouraged			Response Percent	Response Total
1	Strongly agree		60.22%	56
2	Agree		25.81%	24
3	Neutral		6.45%	6
4	Disagree		5.38%	5
5	Strongly disagree		2.15%	2
			answered	93




22.3. Opportunities should be taken to increase green spaces and public open areas within the village			Response Percent	Response Total
1	Strongly agree		50.00%	47
2	Agree		30.85%	29
3	Neutral		17.02%	16
4	Disagree		2.13%	2
5	Strongly disagree		0.00%	0
			answered	94




22.4. The green spaces providing separation of the village from adjacent villages is important to the character of Witcham			Response Percent	Response Total
1	Strongly agree		67.02%	63
2	Agree		23.40%	22
3	Neutral		9.57%	9
4	Disagree		0.00%	0
5	Strongly disagree		0.00%	0
			answered	94





22.5. We need more footpaths and bridleways			Response Percent	Response Total
1	Strongly agree		25.53%	24
2	Agree		27.66%	26
3	Neutral		40.43%	38
4	Disagree		6.38%	6
5	Strongly disagree		0.00%	0
			answered	94




22.6. The wildlife and biodiversity in our community needs protecting			Response Percent	Response Total
1	Strongly agree		68.09%	64
2	Agree		23.40%	22
3	Neutral		8.51%	8
4	Disagree		0.00%	0
5	Strongly disagree		0.00%	0
			answered	94




22.7. Open views across fields are important assets to be protected			Response Percent	Response Total
1	Strongly agree		65.96%	62
2	Agree		21.28%	20
3	Neutral		11.70%	11
4	Disagree		1.06%	1
5	Strongly disagree		0.00%	0
			answered	94





22.8. The dark night sky is an asset			Response Percent	Response Total
1	Strongly agree		63.44%	59
2	Agree		24.73%	23
3	Neutral		11.83%	11
4	Disagree		0.00%	0
5	Strongly disagree		0.00%	0
			answered	93





22.9. The recreation ground is important as a green space			Response Percent	Response Total
1	Strongly agree		75.53%	71
2	Agree		21.28%	20
3	Neutral		3.19%	3
4	Disagree		0.00%	0
5	Strongly disagree		0.00%	0
			answered	94






22.10. All new developments must maintain or improve wildlife habitats			Response Percent	Response Total
1	Strongly agree		72.34%	68
2	Agree		18.09%	17
3	Neutral		7.45%	7
4	Disagree		2.13%	2
5	Strongly disagree		0.00%	0
			answered	94





22.11. Our history and built heritage are important			Response Percent	Response Total
1	Strongly agree		68.09%	64
2	Agree		20.21%	19
3	Neutral		11.70%	11
4	Disagree		0.00%	0
5	Strongly disagree		0.00%	0
			answered	94

22.12. Our peace and rural quiet are important			Response Percent	Response Total
1	Strongly agree		79.79%	75
2	Agree		17.02%	16
3	Neutral		3.19%	3
4	Disagree		0.00%	0
5	Strongly disagree		0.00%	0
			answered	94



22.13. New development should harvest energy from natural sources			Response Percent	Response Total
1	Strongly agree		52.13%	49
2	Agree		30.85%	29
3	Neutral		15.96%	15
4	Disagree		0.00%	0
5	Strongly disagree		1.06%	1
			answered	94

22.14. We should invest in renewable energy sources in a project organised by the community			Response Percent	Response Total
1	Strongly agree		43.62%	41
2	Agree		34.04%	32
3	Neutral		18.09%	17
4	Disagree		4.26%	4
5	Strongly disagree		0.00%	0
			answered	94

22.15. As a community we should invest in looking at more ways to encourage sustainability			Response Percent	Response Total
1	Strongly agree		43.62%	41
2	Agree		41.49%	39
3	Neutral		12.77%	12
4	Disagree		1.06%	1
5	Strongly disagree		1.06%	1
			answered	94

22.16. As a community we should invest in looking at more ways to enhance our environment			Response Percent	Response Total
1	Strongly agree		51.06%	48
2	Agree		41.49%	39
3	Neutral		6.38%	6
4	Disagree		1.06%	1
5	Strongly disagree		0.00%	0
			answered	94

23. Are you satisfied that you have sufficient access to the countryside? Please tick one box.

Answer Choices			Response Percent	Response Total
1	Yes - Go to Question 25		70.97%	66
2	No - Go to Question 24		29.03%	27
			answered	93
			skipped	5

24. Please indicate all of the things that are preventing access:



Answer Choices	Yes	No	Response Total	
Lack of signage or condition of signage	53.85% 14	46.15% 12	26	
The state or condition of footpaths	70.37% 19	29.63% 8	27	
The state or condition of bridleways/byways	72.41% 21	27.59% 8	29	
Lack of footpaths	60.71% 17	39.29% 11	28	
Lack of cyclepaths	58.62% 17	41.38% 12	29	
Inaccessible because of stiles or gates	32.14% 9	67.86% 19	28	
Too much dog fouling	48.28% 14	51.72% 15	29	
			answered	32
			skipped	66



Something else? Please tell us in the box. (15)



1	Droves and paths are knee deep in mud for 3/4 of the year due to vehicle access down them so they are inaccessible for most of the year
2	NOT DARK - AS LIGHTS FROM SUTTON BUSINESS PARK WAY TOO BRIGHT SLADE CAMPSITE ISN'T VERY QUITE FOR THIS VILLAGE.
3	Droves are very uneven as farmers and the Hanoverian stables do not look after the. Deep tractor trails
4	Droves are churned up by 4x4s & motocross bikes during winter. Some droves impassable on foot in winter
5	Worried about the future of the dog walking fields.
6	Stiles covered in brambles and in passable on some footpaths.
7	Houses outside the village envelope but within the parish are exposed to 60MPH traffic.
8	Churned up droves/drainage on some droves. Droves quickly become unpleasant bogs in winter months. Now the dog fields are no longer open there will be nowhere cleaner to walk over winter. A replacement dog walking area would be welcomed or laying grit/bark on the droves to improve the issue.
9	Droves in winter frequently impassable due to mud
10	The Council isn't maintaining verge, drains and droves as required and obliged to
11	byways flood & get extremely muddy. Other villages maintain their paths better eg Witchford. Footpaths- more walking routes would be nice Dog fouling- I can't easily take our children on walks



24. Please indicate all of the things that are preventing access:



12	Poo in fields, walk paths disgusting
13	Need more dog bins as Caravan Park visitors tend to fill very quickly near this area and in Martins Lane
14	witcham footpath No1 should not be through a garden, it should be reinstated seperate from the plot as it was originally.
15	Sometimes the bridleways/byways are in poor condition but this usual put right fair quickly if reported. Maybe where to report issues should be more publicized.



24.1. Lack of signage or condition of signage			Response Percent	Response Total
1	Yes		53.85%	14
2	No		46.15%	12
			answered	26



24.2. The state or condition of footpaths			Response Percent	Response Total
1	Yes		70.37%	19
2	No		29.63%	8
			answered	27

24.3. The state or condition of bridleways/byways			Response Percent	Response Total
1	Yes		72.41%	21
2	No		27.59%	8
			answered	29






24.4. Lack of footpaths			Response Percent	Response Total
1	Yes		60.71%	17
2	No		39.29%	11
			answered	28





24.5. Lack of cycle paths			Response Percent	Response Total
1	Yes		58.62%	17
2	No		41.38%	12
			answered	29






24.6. Inaccessible because of stiles or gates			Response Percent	Response Total
1	Yes		32.14%	9
2	No		67.86%	19
			answered	28






24.7. Too much dog fouling			Response Percent	Response Total
1	Yes		48.28%	14
2	No		51.72%	15
			answered	29

25. How frequently do you use the following? See map for locations. Please tick one box for each statement.						
Answer Choices	Often	Occasionally	Not often	Not at all	Never heard of it	Response Total
Our local public footpaths and bridleways	66.27% 55	21.69% 18	4.82% 4	6.02% 5	1.20% 1	83
1. Village Recreational ground	24.47% 23	48.94% 46	12.77% 12	13.83% 13	0.00% 0	94
2. Fields between the Slade and Market Way track	31.18% 29	31.18% 29	12.90% 12	19.35% 18	5.38% 5	93
3. Market Way track	30.11% 28	38.71% 36	10.75% 10	8.60% 8	11.83% 11	93
4. Bury Road track	44.68% 42	24.47% 23	8.51% 8	8.51% 8	13.83% 13	94
5. Wardy Hill Road track	35.11% 33	40.43% 38	8.51% 8	10.64% 10	5.32% 5	94
6. Stump Drove track	24.18% 22	27.47% 25	23.08% 21	12.09% 11	13.19% 12	91
7. Hundred Foot Bank	24.73% 23	31.18% 29	18.28% 17	17.20% 16	8.60% 8	93
8. Byall Nature reserve	20.65% 19	28.26% 26	21.74% 20	21.74% 20	7.61% 7	92
9. Footpath linking The Slade to Market Way	25.53% 24	35.11% 33	14.89% 14	15.96% 15	8.51% 8	94
10. Footpath linking High Street to Bury Road	36.56% 34	29.03% 27	11.83% 11	15.05% 14	7.53% 7	93
110 Sutton/ Ely cycle/foot path	25.81% 24	37.63% 35	12.90% 12	22.58% 21	1.08% 1	93
					answered	94
					skipped	4

25.1. Our local public footpaths and bridleways			Response Percent	Response Total
1	Often		66.27%	55
2	Occasionally		21.69%	18
3	Not often		4.82%	4
4	Not at all		6.02%	5
5	Never heard of it		1.20%	1
			answered	83

25.2.1. Village Recreational ground			Response Percent	Response Total
1	Often		24.47%	23
2	Occasionally		48.94%	46
3	Not often		12.77%	12
4	Not at all		13.83%	13
5	Never heard of it		0.00%	0
			answered	94

25.3.2. Fields between the Slade and Market Way track			Response Percent	Response Total
1	Often		31.18%	29
2	Occasionally		31.18%	29
3	Not often		12.90%	12
4	Not at all		19.35%	18
5	Never heard of it		5.38%	5
			answered	93






25.4.3. Market Way track			Response Percent	Response Total
1	Often		30.11%	28
2	Occasionally		38.71%	36
3	Not often		10.75%	10
4	Not at all		8.60%	8
5	Never heard of it		11.83%	11
			answered	93






25.5.4. Bury Road track			Response Percent	Response Total
1	Often		44.68%	42
2	Occasionally		24.47%	23
3	Not often		8.51%	8
4	Not at all		8.51%	8
5	Never heard of it		13.83%	13
			answered	94






25.6.5. Wardy Hill Road track			Response Percent	Response Total
1	Often		35.11%	33
2	Occasionally		40.43%	38
3	Not often		8.51%	8
4	Not at all		10.64%	10
5	Never heard of it		5.32%	5
			answered	94






25.7.6. Stump Drove track			Response Percent	Response Total
1	Often		24.18%	22
2	Occasionally		27.47%	25
3	Not often		23.08%	21
4	Not at all		12.09%	11
5	Never heard of it		13.19%	12
			answered	91

25.8.7. Hundred Foot Bank			Response Percent	Response Total
1	Often		24.73%	23
2	Occasionally		31.18%	29
3	Not often		18.28%	17
4	Not at all		17.20%	16
5	Never heard of it		8.60%	8
			answered	93

25.9.8. Byall Nature reserve			Response Percent	Response Total
1	Often		20.65%	19
2	Occasionally		28.26%	26
3	Not often		21.74%	20
4	Not at all		21.74%	20
5	Never heard of it		7.61%	7
			answered	92

25.10.9. Footpath linking The Slade to Market Way			Response Percent	Response Total
1	Often		25.53%	24
2	Occasionally		35.11%	33
3	Not often		14.89%	14
4	Not at all		15.96%	15
5	Never heard of it		8.51%	8
			answered	94

25.11.10. Footpath linking High Street to Bury Road			Response Percent	Response Total
1	Often		36.56%	34
2	Occasionally		29.03%	27
3	Not often		11.83%	11
4	Not at all		15.05%	14
5	Never heard of it		7.53%	7
			answered	93

25.12.110 Sutton/ Ely cycle/foot path			Response Percent	Response Total
1	Often		25.81%	24
2	Occasionally		37.63%	35
3	Not often		12.90%	12
4	Not at all		22.58%	21
5	Never heard of it		1.08%	1
			answered	93

26. If you have anything further to add to this section, please comment in the space below:






Answer Choices		Response Percent	Response Total
1	Open-Ended Question	100.00%	13
1	The fields referred to above have been fenced off without explanation - they were the only accessible off road walking areas during the winter		
2	DOG WALKING APART FROM STREETS IS NOT GREAT FOR SMALL DOGS		
3	Just moved to the village so haven't had time to explore yet!		
4	Specific dog walking areas, where they can run free important to village life and the physical and mental health of dog owners / families Village map showing all foot paths and bridle ways would be good to encourage greater use.		
5	New signage is an opportunity		
6	The droves are well maintained. The only downside is they become very wet and rutted in the winter time.		
7	All opportunities for walking should be explored and maintained wherever possible. Good to exercise and lots of people get enjoyment from roving around the countryside locally. Walking paths are a good feature of our locality.		
8	For many the village recreational ground cannot be used as people have dogs which are not allowed on the green. This stops a lot of children being able to play regularly as part of their family are not even allowed close		
9	Some users of droves leave them in very poor state over autumn/winter. They are then rutted and difficult to navigate!		
10	Another nature reserve closer to Witcham would be good		
11	footpath linking high street to bury lane not maintained often		
12	The bridle ways and public byways are accessible during the dry weather but in the wet autumn and winter months most are not easily accessible. They become churned up by farm machinery which occasionally need to use them but are made worse by the scrambler motorbikes who illegally use the droves. The ruts become deeper and water logged overtime and in places make it dangerous for walkers to negotiate.		
13	We are lucky to have a reasonably good network of bridleways/tracks/byways/footpaths that link to other villages & it would be nice to maintain them to a good standard so they can be enjoyed.		
		answered	13
		skipped	85






15. YOUR VIEWS ON SERVICES AND AMENITIES






27. Please tell us whether you agree or disagree with these statements. Please tick one box for each statement.						
Answer Choices	Strongly agree	Agree	Neutral	Disagree	Strongly disagree	Response Total
We have enough street lighting	13.98% 13	54.84% 51	13.98% 13	12.90% 12	4.30% 4	93
We need lighting to the pathway across the back of the recreation ground	7.45% 7	34.04% 32	48.94% 46	8.51% 8	1.06% 1	94
People generally park considerately	4.26% 4	38.30% 36	20.21% 19	29.79% 28	7.45% 7	94
We have enough sports facilities	4.26% 4	35.11% 33	43.62% 41	14.89% 14	2.13% 2	94
Our mobile library service is good	5.32% 5	20.21% 19	70.21% 66	2.13% 2	2.13% 2	94
The Village Hall is a valuable asset	61.70% 58	32.98% 31	4.26% 4	1.06% 1	0.00% 0	94
The Church is a valuable asset	42.55% 40	37.23% 35	19.15% 18	1.06% 1	0.00% 0	94
The White Horse Public House is a valuable asset	36.96% 34	33.70% 31	26.09% 24	2.17% 2	1.09% 1	92
The Recreational Ground is an important asset	62.77% 59	35.11% 33	2.13% 2	0.00% 0	0.00% 0	94
Witcham World Peashooting Championship is an important event for the village.	40.43% 38	34.04% 32	20.21% 19	4.26% 4	1.06% 1	94
We have enough village groups, clubs and social activities	2.13% 2	26.60% 25	51.06% 48	19.15% 18	1.06% 1	94
We have enough children's playground facilities	8.51% 8	44.68% 42	37.23% 35	8.51% 8	1.06% 1	94
We need more things for young people to do	15.05% 14	37.63% 35	44.09% 41	2.15% 2	1.08% 1	93
We need more visitor accommodation	3.19% 3	9.57% 9	57.45% 54	27.66% 26	2.13% 2	94
We need more notice boards	1.08% 1	12.90% 12	51.61% 48	33.33% 31	1.08% 1	93
We need more dog waste bins	13.19% 12	35.16% 32	36.26% 33	14.29% 13	1.10% 1	91
We need more litter bins	7.61% 7	38.04% 35	36.96% 34	17.39% 16	0.00% 0	92
The mains water supply is good	10.99% 10	46.15% 42	24.18% 22	15.38% 14	3.30% 3	91
The mains electricity supply is good	9.68% 9	43.01% 40	19.35% 18	21.51% 20	6.45% 6	93
The mains gas supply is good	10.75% 10	53.76% 50	31.18% 29	1.08% 1	3.23% 3	93
The mains sewer provision is good	7.53% 7	54.84% 51	25.81% 24	5.38% 5	6.45% 6	93






27. Please tell us whether you agree or disagree with these statements. Please tick one box for each statement.






The broadband service is good	6.52% 6	47.83% 44	15.22% 14	16.30% 15	14.13% 13	92
The telephone service is good	5.43% 5	52.17% 48	27.17% 25	8.70% 8	6.52% 6	92
The mobile phone coverage service is good	1.08% 1	34.41% 32	15.05% 14	34.41% 32	15.05% 14	93
The refuse collection service is good	18.09% 17	71.28% 67	7.45% 7	2.13% 2	1.06% 1	94
The road cleaning service is good	1.06% 1	38.30% 36	36.17% 34	21.28% 20	3.19% 3	94
The winter road gritting service is good	2.13% 2	29.79% 28	39.36% 37	24.47% 23	4.26% 4	94
I would welcome the provision of allotments	18.09% 17	26.60% 25	46.81% 44	7.45% 7	1.06% 1	94
We need more benches/seating	6.38% 6	26.60% 25	50.00% 47	15.96% 15	1.06% 1	94
We need to provide additional graveyard space within the village	22.83% 21	29.35% 27	45.65% 42	2.17% 2	0.00% 0	92
We need to provide additional cremation memorial garden space within the village	16.30% 15	38.04% 35	41.30% 38	4.35% 4	0.00% 0	92
I have concerns about anti social behaviour in the parish	6.58% 5	14.47% 11	43.42% 33	27.63% 21	7.89% 6	76
I have concerns about crime in the parish	5.38% 5	24.73% 23	37.63% 35	23.66% 22	8.60% 8	93
We need a greater police presence	10.75% 10	29.03% 27	41.94% 39	15.05% 14	3.23% 3	93
The Parish Council keeps you well informed	23.66% 22	54.84% 51	16.13% 15	4.30% 4	1.08% 1	93
					answered	94
					skipped	4





27.1. We have enough street lighting			Response Percent	Response Total
1	Strongly agree		13.98%	13
2	Agree		54.84%	51
3	Neutral		13.98%	13
4	Disagree		12.90%	12
5	Strongly disagree		4.30%	4
			answered	93





27.2. We need lighting to the pathway across the back of the recreation ground			Response Percent	Response Total
1	Strongly agree		7.45%	7
2	Agree		34.04%	32
3	Neutral		48.94%	46
4	Disagree		8.51%	8
5	Strongly disagree		1.06%	1
			answered	94






27.3. People generally park considerably			Response Percent	Response Total
1	Strongly agree		4.26%	4
2	Agree		38.30%	36
3	Neutral		20.21%	19
4	Disagree		29.79%	28
5	Strongly disagree		7.45%	7
			answered	94




27.4. We have enough sports facilities			Response Percent	Response Total
1	Strongly agree		4.26%	4
2	Agree		35.11%	33
3	Neutral		43.62%	41
4	Disagree		14.89%	14
5	Strongly disagree		2.13%	2
			answered	94






27.5. Our mobile library service is good			Response Percent	Response Total
1	Strongly agree		5.32%	5
2	Agree		20.21%	19
3	Neutral		70.21%	66
4	Disagree		2.13%	2
5	Strongly disagree		2.13%	2
			answered	94






27.6. The Village Hall is a valuable asset			Response Percent	Response Total
1	Strongly agree		61.70%	58
2	Agree		32.98%	31
3	Neutral		4.26%	4
4	Disagree		1.06%	1
5	Strongly disagree		0.00%	0
			answered	94

27.7. The Church is a valuable asset			Response Percent	Response Total
1	Strongly agree		42.55%	40
2	Agree		37.23%	35
3	Neutral		19.15%	18
4	Disagree		1.06%	1
5	Strongly disagree		0.00%	0
			answered	94






27.8. The White Horse Public House is a valuable asset			Response Percent	Response Total
1	Strongly agree		36.96%	34
2	Agree		33.70%	31
3	Neutral		26.09%	24
4	Disagree		2.17%	2
5	Strongly disagree		1.09%	1
			answered	92






27.9. The Recreational Ground is an important asset			Response Percent	Response Total
1	Strongly agree		62.77%	59
2	Agree		35.11%	33
3	Neutral		2.13%	2
4	Disagree		0.00%	0
5	Strongly disagree		0.00%	0
			answered	94






27.10. Witcham World Peashooting Championship is an important event for the village.			Response Percent	Response Total
1	Strongly agree		40.43%	38
2	Agree		34.04%	32
3	Neutral		20.21%	19
4	Disagree		4.26%	4
5	Strongly disagree		1.06%	1
			answered	94






27.11. We have enough village groups, clubs and social activities			Response Percent	Response Total
1	Strongly agree		2.13%	2
2	Agree		26.60%	25
3	Neutral		51.06%	48
4	Disagree		19.15%	18
5	Strongly disagree		1.06%	1
			answered	94





27.12. We have enough children's playground facilities			Response Percent	Response Total
1	Strongly agree		8.51%	8
2	Agree		44.68%	42
3	Neutral		37.23%	35
4	Disagree		8.51%	8
5	Strongly disagree		1.06%	1
			answered	94






27.13. We need more things for young people to do			Response Percent	Response Total
1	Strongly agree		15.05%	14
2	Agree		37.63%	35
3	Neutral		44.09%	41
4	Disagree		2.15%	2
5	Strongly disagree		1.08%	1
			answered	93






27.14. We need more visitor accommodation			Response Percent	Response Total
1	Strongly agree		3.19%	3
2	Agree		9.57%	9
3	Neutral		57.45%	54
4	Disagree		27.66%	26
5	Strongly disagree		2.13%	2
			answered	94






27.15. We need more notice boards			Response Percent	Response Total
1	Strongly agree		1.08%	1
2	Agree		12.90%	12
3	Neutral		51.61%	48
4	Disagree		33.33%	31
5	Strongly disagree		1.08%	1
			answered	93






27.16. We need more dog waste bins			Response Percent	Response Total
1	Strongly agree		13.19%	12
2	Agree		35.16%	32
3	Neutral		36.26%	33
4	Disagree		14.29%	13
5	Strongly disagree		1.10%	1
			answered	91






27.17. We need more litter bins			Response Percent	Response Total
1	Strongly agree		7.61%	7
2	Agree		38.04%	35
3	Neutral		36.96%	34
4	Disagree		17.39%	16
5	Strongly disagree		0.00%	0
			answered	92






27.18. The mains water supply is good			Response Percent	Response Total
1	Strongly agree		10.99%	10
2	Agree		46.15%	42
3	Neutral		24.18%	22
4	Disagree		15.38%	14
5	Strongly disagree		3.30%	3
			answered	91






27.19. The mains electricity supply is good			Response Percent	Response Total
1	Strongly agree		9.68%	9
2	Agree		43.01%	40
3	Neutral		19.35%	18
4	Disagree		21.51%	20
5	Strongly disagree		6.45%	6
			answered	93






27.20. The mains gas supply is good			Response Percent	Response Total
1	Strongly agree		10.75%	10
2	Agree		53.76%	50
3	Neutral		31.18%	29
4	Disagree		1.08%	1
5	Strongly disagree		3.23%	3
			answered	93






27.21. The mains sewer provision is good			Response Percent	Response Total
1	Strongly agree		7.53%	7
2	Agree		54.84%	51
3	Neutral		25.81%	24
4	Disagree		5.38%	5
5	Strongly disagree		6.45%	6
			answered	93






27.22. The broadband service is good			Response Percent	Response Total
1	Strongly agree		6.52%	6
2	Agree		47.83%	44
3	Neutral		15.22%	14
4	Disagree		16.30%	15
5	Strongly disagree		14.13%	13
			answered	92






27.23. The telephone service is good			Response Percent	Response Total
1	Strongly agree		5.43%	5
2	Agree		52.17%	48
3	Neutral		27.17%	25
4	Disagree		8.70%	8
5	Strongly disagree		6.52%	6
			answered	92






27.24. The mobile phone coverage service is good			Response Percent	Response Total
1	Strongly agree		1.08%	1
2	Agree		34.41%	32
3	Neutral		15.05%	14
4	Disagree		34.41%	32
5	Strongly disagree		15.05%	14
			answered	93





27.25. The refuse collection service is good			Response Percent	Response Total
1	Strongly agree		18.09%	17
2	Agree		71.28%	67
3	Neutral		7.45%	7
4	Disagree		2.13%	2
5	Strongly disagree		1.06%	1
			answered	94





27.26. The road cleaning service is good			Response Percent	Response Total
1	Strongly agree		1.06%	1
2	Agree		38.30%	36
3	Neutral		36.17%	34
4	Disagree		21.28%	20
5	Strongly disagree		3.19%	3
			answered	94






27.27. The winter road gritting service is good			Response Percent	Response Total
1	Strongly agree		2.13%	2
2	Agree		29.79%	28
3	Neutral		39.36%	37
4	Disagree		24.47%	23
5	Strongly disagree		4.26%	4
			answered	94

27.28. I would welcome the provision of allotments			Response Percent	Response Total
1	Strongly agree		18.09%	17
2	Agree		26.60%	25
3	Neutral		46.81%	44
4	Disagree		7.45%	7
5	Strongly disagree		1.06%	1
			answered	94

27.29. We need more benches/seating			Response Percent	Response Total
1	Strongly agree		6.38%	6
2	Agree		26.60%	25
3	Neutral		50.00%	47
4	Disagree		15.96%	15
5	Strongly disagree		1.06%	1
			answered	94

27.30. We need to provide additional graveyard space within the village			Response Percent	Response Total
1	Strongly agree		22.83%	21
2	Agree		29.35%	27
3	Neutral		45.65%	42
4	Disagree		2.17%	2
5	Strongly disagree		0.00%	0
			answered	92

27.31. We need to provide additional cremation memorial garden space within the village			Response Percent	Response Total
1	Strongly agree		16.30%	15
2	Agree		38.04%	35
3	Neutral		41.30%	38
4	Disagree		4.35%	4
5	Strongly disagree		0.00%	0
			answered	92

27.32. I have concerns about anti social behaviour in the parish			Response Percent	Response Total
1	Strongly agree		6.58%	5
2	Agree		14.47%	11
3	Neutral		43.42%	33
4	Disagree		27.63%	21
5	Strongly disagree		7.89%	6
			answered	76

27.33. I have concerns about crime in the parish			Response Percent	Response Total
1	Strongly agree		5.38%	5
2	Agree		24.73%	23
3	Neutral		37.63%	35
4	Disagree		23.66%	22
5	Strongly disagree		8.60%	8
			answered	93

27.34. We need a greater police presence			Response Percent	Response Total
1	Strongly agree		10.75%	10
2	Agree		29.03%	27
3	Neutral		41.94%	39
4	Disagree		15.05%	14
5	Strongly disagree		3.23%	3
			answered	93

27.35. The Parish Council keeps you well informed			Response Percent	Response Total
1	Strongly agree		23.66%	22
2	Agree		54.84%	51
3	Neutral		16.13%	15
4	Disagree		4.30%	4
5	Strongly disagree		1.08%	1
			answered	93

28. If you have anything further to add to this section, please comment in the space below:

Answer Choices		Response Percent	Response Total
1	Open-Ended Question	100.00%	21
1	I wish the streetlights would turn off at midnight or late evening - because they are on all night it feels like you are living in a city rather than a rural village. Why does a dead end road need so many much streetlights when there is little traffic/pedestrian activity?		
2	Concerns over anti-social behaviour tends to be cars driving through the village both speed and also music from some cars too.		
3	Anti social behaviour concerns are speeding & joy riding in & around the village.		
4	Has the Parish Council approached the new owner of 15 Martins Lane with regard to additional graveyard space?		
5	I was not aware of the local library service, but probably because I wouldn't use it. I tend to get my reading material on-line or by subscription.		

28. If you have anything further to add to this section, please comment in the space below:

6	WIFI. On the High Street all our WiFi is provided through overhead cables. This is not ideal as once every few years someone has to come out to fix them and our Internet speeds increase dramatically. Disappointingly However after a short time frame the cables become worn and damaged by the weather.		
7	We need to prioritise the natural environment, consider more wild flower plantin and increase the number of trees - depth on woodlan along the droves etc. A community wood would be a good idea if a small parcel of land could be found.		
8	Why can we not stop the cars racing around on the business park and on local roads. The only solution is police enforcement.....yet nothing seems to happen.		
9	Electricity and gas supply to some houses not available. Broadband/ phone line below recommended levels to those on outskirts of village. Mobile service poor .		
10	Saturday late night motorists drifting up at Sutton Business Park still a problem.		
11	Some dog waste bins on some of the droves would be really welcome.		
12	The noise from car racers at the Elean business park continues to be a nuisance. Telephoning or registering on the police website doesn't see to work or achieve anything		
13	Some people need to learn to park with in the law and other need to park in their driveway and leave the safe spaces on the road for those that don't have off road parking.		
14	concerns about anti social behaviour incorrectly entered as not on the hard copy - sorry !		
15	Public spaces are badly maintained. So please consider doing this better/well before adding to the tasks to do. More poor services are not needed or a step forward.		
16	Having a village corner shop would be really useful, although the Sutton co-op has definitely helped.		
17	Parish Council could make better use of Social Media		
18	The Village has always endured electricity blackouts and water flow can be of low pressure, poor internet phone service, even more so with recent build homes. In todays climate of food shortage would be a great asset to have allotments in the village.As a village we do have to be alert of thief as village has had burglary over past three years. Rural crime is rife in Cambridgeshire.		
19	the street lighting was reduced in the Orchards &is not adequate after one of the " lamposts were removed from by the roundabout		
20	dog waste bins needed by slade paddock not by houses imminently		
21	Greater police presence for rural crime e.g. hare coursing, agricultural machinery theft. Winter gritting only covers The Slade and Martins Lane.		
		answered	21
		skipped	77

29. Witcham has a Neighbourhood Watch, if you think this could be more effective have you any suggestions as to how improvements can be made?

Answer Choices		Response Percent	Response Total
1	Open-Ended Question	100.00%	18
1	I didn't know there was a neighbourhood watch so perhaps advertise more/be more present?		
2	welcome packs could be provided to new members of the community. co-ordinators could circulate information they receive		
3	NHW is useful for those not using social media, otherwise the village facebook group is more useful		
4	Has negliglble presence. Reminders on how to protect your property /advice on crime prevention, alerts as to possible threats		
5	We are part of the scheme but have not had any updates since we joined. We don't use facebook so perhaps that is a limitation on our side.		

30. How would you describe the quality of life in Witcham compared to when you first moved into the village? Please make any comments in the box.

8	Just moved to the village.
9	Witcham is a lovely village but speeding traffic and noise from Slade Paddock on summer weekends have been noticeable detriments in the 17 years I've lived here.
10	More traffic on A142 - noise and dangerous crossing. Loss of diversity amongst residents. Noise from straw burning plant. Noise from campsite in summer. More traffic on no through roads eg High St., because of increased housing
11	The traffic on the main road is getting more and worse which was inevitable after the Ely bypass was opened. However the impact could be reduced significantly if a lower noise road service is put down.....there is no excuse (apart from cost) for constantly renewing the tar and gravel dressing. This would help Witchford and Sutton.
12	Moved here from Cambridge 10 months ago. Life here is so much better - quiet and VERY friendly.
13	It is what we make of it with the resources available!
14	Less community activities now, would be nice to see more events. Loss of access to fields between Market Way and the Slade is a disappointment. But village hall and play park improved in recent years. Still a lovely place to live.
15	Increased noise pollution; very loud music from "events" such as those at "Slade Paddock" camp site being one example.
16	Sad that things such as the produce show were not supported and new people encouraged to join in and enable them to continue.
17	The village is still wonderful. The pub sadly is much worse and could be so much more, but the Campsite plays a good role. The speed of residents and through traffic is awful
18	Neighbours arguing and shouting at each other outdoors makes an unpleasant atmosphere, damage caused to several parked vehicles by careless driving has caused upset and inconvenience.
19	There was much more of a community feeling 40 years ago
20	More people. more traffic, more cars parked on the roads and little overseeing 'management'
21	More young families seem to have moved in to the village, and it feels like the community is even stronger than it was
22	The toddler group has now gone. More social events were held at the village hall. Although appreciate Slade Paddock putting events on.
23	As the older generation pass away, community spirit declined.
24	No shop, no school
25	Unfortunately a home was built behind us in a garden plot and development of 8 houses next to us. Hedges were removed on 2 borders reducing our privacy and replacing sky views with hose tops taller than our own building.
26	As has got busier since camping/caravan site opened, which is mainly 6 months of the year, more folks use side roads/droves for dog walks and leisure strolls
27	fear for the future if more housing developments.
28	I feel safe living here. I like the community spirit and caring attitude within the village. Also the peace and tranquillity of a rural location and all that encompasses the views the varied and abundant wildlife , the big skies and beautiful sunsets
29	noise issues, A142? clean business park/late night racing/campsite events .light pollution from Elean from business park.loss of kings wicham .many more carsparkes on roaad/pavements.loss of Ely weekly newa free paper
30	dislike road used as rat run from mepal/A142 when congestion on mepal village entry to witcham toll dislike delivery drivers blocking footpaths/driveways etc. love the residents/ people of the village community
31	The village has grown a lot over the last 35+ years but its still a lovely village

31. What do you like most about living in Witcham, or if anything, dislike about living in Witcham?

Answer Choices		Response Percent	Response Total
1	Open-Ended Question	100.00%	68
1	Like- on the whole a nice community feel - like having pub in village. Open spaces and walks Dislike - Music at Slade campsite too loud at times		
2	Love the green spaces, the traditional old feel of the village, the styles of houses, the little outdoor library in the bus stop. Many farm areas and walks.		
3	Pretty village, but the light pollution from the streetlights is a shame. The dangerous junction onto Witcham toll is a worry, for me personally as a driver and also my children when they are old enough to drive		
4	The. Village Pub is really important and everything should be done to keep it open		
5	It's a lovely place to live just a shame about certain neighbours		
6	I like how quiet it is, how friendly everyone is, how clean the air is, the walks, and the field views. I dislike how slow and expensive public transport options to Ely/Cambridge are, and how we need to leave the village for most amenities, activities and social clubs. Also the pollution and noise from the adjacent ELEAN business park.		
7	The quiet relaxed way of life Attractive small village with plenty of walks Community spirit		
8	Tends to be a nice and quite place to be and also great walks when able to get out and explore.		
9	Peaceful village with friendly people. Not a lot of traffic. Lots of wildlife and hedgerows with nice walks		
10	I LIKE THE FACT ITS A SMALL VILLAGE AND NOT A-LOT OF ANTI SOCIAL BEHAVIOUR. IT FEELS LIKE A SAFE VILLAGE WITH SOME NICE PEOPLE. NICE WALKS AROUND THE VILLAGE AND BY THE CHURCH. I DON'T LIKE THAT NOTHING IS DONE TO KEEP THE FOOTPATHS CLEARS OF OVERGROWN HEDGES /TREES.		
11	It was a friendly village, too much traffic on High Street and bigger cars		
12	Like: The village is small & generally quiet, which is why we originally chose to live here. Like the trees, green spaces & access to the countryside. Also like the peashoot & White Horse pub. Dislike: speeding traffic &music bands on most summer weekends.		
13	It's a mainly quiet village with friendly people. I dislike sometimes having to listen to other people's music when I'm in our garden.		
14	The campsite entertainment which disturbs the quietness of summer evenings		
15	It has a great community feel. Apart from speeding traffic, very quiet.		
16	Relatively quiet and friendly. Lots of light and fresh air.		
17	It's quiet and seems like friendly community		
18	I like the green setting, small size and community feel. Other than previous comments about traffic and noise there's not much to dislike.		
19	LIKE: Small, generally friendly village community Footpath access to the surrounding countryside DISLIKE: No local hills - but there's not much we can do about that Not walking distance to shops for some people		
20	Like: Peace, quiet and friendly people Dislike: Infrequent bus service		
21	Friendly, safe village.		
22	Access to dog walking fields, relative peace of High St, though the on street parking is getting worse. Dangerous crossing onto A142 and at Witcham Toll garage - accident blackspot with aother death this year - 4 or 5 in last 30 years . Increasing noise and pollution A142 - recommend more trees to buffer noise and emmissions.		

31. What do you like most about living in Witcham, or if anything, dislike about living in Witcham?

23	Friendly place
24	I love the diversity and slow nature of village life.
25	The relative peace and quiet is nice.
26	Live out side village it's self but find Witcham a quite village
27	Proximity to other family members.
28	Generally a peaceful and friendly village.
29	General friendliness of people and small village community. Peaceful and generally crime free and with easy access to lots of nice walks without having to go on the roads
30	We like the quiet and friendly atmosphere and the sense of community.
31	Peace and quiet in the countryside. Friendly village.
32	Lovely area, peaceful and quiet, plenty of space, access to nature. Living on 60MPH Mepal Rd.
33	The friendliness of everyone.
34	Quiet neighbourhood Living in small community Knowing lovely people Goof friends
35	Peace
36	Village feel: peace and quiet and access to nature.
37	The sense of community, recreational ground and campsite events.
38	Generally a pleasant atmosphere and nice neighbours.
39	I like the peaceful surroundings and lack of antisocial behaviour! I would say most people are friendly and helpful and the play area has been safe, clean and tidy. Over many years I enjoyed walking dogs in the open access field beyond the Slade. I like the book library in the bus stop and during lockdown for Covid I felt there was a strengthening of community spirit.
40	It is home and we love the environment, the people, the cricket, the community. We dislike the fast traffic.
41	It's quiet and rural with easy access to the countryside and not a lot of traffic The A142 junction as it can take nearly 10mins to get out some days
42	It is usually peaceful and lovely to see horses walking by on the street. There is a good community spirit.
43	Peaceful, limited in sizeand still has some community feeling
44	Peace and quiet, not too much traffic
45	Nice quiet friendly village. Dislike that it is slowly losing this.
46	The Village Hall is a good community hub. Its a lovely friendly village, well kept and has beautiful outdoor spaces and countryside. We like the nature reserve and it would be nice to have more spaces like this. I like the position - close to Ely but feels like a village in the middle of the countryside.
47	The quality of life in a small community
48	Its a small community and people are friendly. dislike how muddy the droves get, it will be making us move in the near future.
49	Like - General peace & quiet Dislikes - The caravan site feels that the whole parish wants to hear their act
50	Quiet, good people, what a small village should be
51	Peacefulness, countryside, nature, space, low crime rate, droves / footpaths, environment, lack of over development.
52	Peace & quiet & friendly
53	- sense of community - Friendly village

31. What do you like most about living in Witcham, or if anything, dislike about living in Witcham?

	_ Community events _ walking opportunities - pretty surroundings		
54	I like living in a quiet village . its a good place to bringup children		
55	Is my idyllic place of heaven; the droves for long walks where you can experience wildlife in all its glory. And the animals, birds, creatures who dwell among the magical world of their habitat. Its stunning. We would live nowhere else		
56	The Village Community which is lacking in many areas		
57	the current size of village is charming and i love the outdoors and wildlife		
58	Peace and quiet relaxed way of life open spaces		
59	Quite & friendly easy access to the countryside our washes. good road system to Ely cambridge/paterborough,as long as you dont mind the bumps		
60	Peaceful		
61	feeling of a strong community in the village		
62	Peaceful		
63	chatting to local residents and catching up on whats what going on in the village		
64	Its a pretty, green, quiet village A village shop would be good		
65	People, tranquility, garden, location		
66	Like - the amount of bridleways/byways etc around the village + how friendly it is. Dislike - increased traffic		
67	The peace and quiet, pleasant residents. Dislike - speed of cars through the village and also along High St. and Silver St.		
68	The countryside, wildlife, night skies etc		
		answered	68
		skipped	30







32. Where do you obtain village news?

Answer Choices		Response Percent	Response Total
1	Open-Ended Question	100.00%	81
1	noticeboard and parish newsletter		
2	The what's on newsletter posted through the door		
3	Facebook		
4	Facebook and what's on in Witcham		
5	Witcham fb group		
6	The facebook group and the What's On flyer.		
7	Notice boards, newsletters (whats on and parish) and web-sites		
8	Talking to others		
9	What's on in Witcham		
10	Flyers and the internet (social media)		
11	WHAT ON MAGAZINE AND TALKING TO PEOPLE WHEN ON DOG WALKS,		
12	News letter , Facebook or notice boards		





32. Where do you obtain village news?





13	Talking to friends & neighbours in the village, pub, What's On, PC newsletter
14	What's On Parish Council Newsletter Fenscene sometimes has news about Witcham
15	Facebook or newsletter
16	What's on in Witcham newsletter. Unfortunately it is often delivered too late to participate in some of the activities. The event has been and gone!
17	Parish Council updates and notice board
18	By post and Facebook
19	What's On, village Facebook page, gossip!
20	Neighbours
21	Facebook group
22	Village Group on Facebook, What's On newsletter
23	Facebook
24	Whats on in Witcahm. word of mouth
25	Newsletter
26	Talking to people
27	Parish Newsletter.
28	Facebook
29	Facebook
30	Parish Council statements, Facebook, Word-of-mouth & What's on
31	Facebook
32	Bus shelter notices, village noticeboard, Facebook group, What's On In Witcham and Fenscene magazine.
33	From notice boards and village news letters, also word of mouth.
34	Facebook page occasionally.
35	Just recently had first newsletter, it's nice to know its made its way to the Witcham / Mepal boundary. Local Facebook groups
36	What's on in Witcham.
37	What's On PC newsletters Facebook
38	Online
39	Facebook group, What's On and Parish Council newsletter plus chatting with neighbours.
40	Whats on
41	Whats on, Village Facebook Group
42	"What's On" leaflet and "Fenscene"
43	What's on un Witcham and the Parish council newsletter. Also the notices in the village noticeboard.
44	Locals
45	From the What's on, the village website/Facebook, the Parish news and neighbours
46	The parish news letter and the village Facebook group
47	Village group on Facebook and via hard copy newsletters.
48	Whats on and chatting to people
49	What's On




PART 2 - YOUR HOUSING NEEDS

33. What type of home do you live in? Please tick one box.				
Answer Choices			Response Percent	Response Total
1	Bedsit/Studio		0.00%	0
2	Flat/Apartment		0.00%	0
3	Terraced House (inc. end terrace)		6.90%	6
4	Semi-detached House		9.20%	8
5	Semi-detached Bungalow		4.60%	4
6	Detached House		64.37%	56
7	Detached Bungalow		13.79%	12
8	Other		1.15%	1
			answered	87
			skipped	11

34. How long have you lived in ...? Please tick one box per row.						
Answer Choices	0-1 years	2-3 years	4-10 years	11+ years	Response Total	
This home	9.30% 8	11.63% 10	16.28% 14	62.79% 54	86	
Witcham Parish	9.41% 8	9.41% 8	16.47% 14	64.71% 55	85	
Cambridgeshire	0.00% 0	3.61% 3	8.43% 7	87.95% 73	83	
					answered	87
					skipped	11

34.1. This home			Response Percent	Response Total
1	0-1 years		9.30%	8
2	2-3 years		11.63%	10
3	4-10 years		16.28%	14
4	11+ years		62.79%	54
			answered	86

34.2. Witcham Parish			Response Percent	Response Total
1	0-1 years		9.41%	8
2	2-3 years		9.41%	8
3	4-10 years		16.47%	14
4	11+ years		64.71%	55
			answered	85

34.3. Cambridgeshire			Response Percent	Response Total
1	0-1 years		0.00%	0
2	2-3 years		3.61%	3
3	4-10 years		8.43%	7
4	11+ years		87.95%	73
			answered	83

35. If this is not your first home, what factors influenced your decision to move to your current home? Please tick any that apply.

Answer Choices			Response Percent	Response Total
1	To move from urban area to country		29.33%	22
2	To move closer to family or friends		18.67%	14
3	To move to cheaper accommodation		9.33%	7
4	To be closer to work or a new job		26.67%	20
5	To move to a smaller home		9.33%	7
6	To move to a larger home		40.00%	30
7	Wanted to buy a newly built home		9.33%	7
8	Wanted a smaller garden		5.33%	4
9	Wanted an easier to maintain home		9.33%	7
10	Wanted to buy own home		16.00%	12
11	Retirement		4.00%	3
12	Access problems in old home		4.00%	3
13	To make it easier to receive care/support		2.67%	2
14	To provide care to family/friends		4.00%	3
15	To move to a better neighbourhood		24.00%	18
16	To move to a school catchment area		4.00%	3
			answered	75
			skipped	23

If there were other reasons please describe these (16)






1	Things to do locally. The Ely Leisure Village was being built at the time and was very enticing.
2	TO MOVE TO A SMALLER VILLAGE
3	Bigger garden and more peaceful than witchford
4	Specific space requirements
5	My wife had a job in Cambridge. Witcham was a good compromise - reasonable commuting distance and housing was cheaper than in Cambridge itself or even Ely.
6	I needed a home following a divorce and remarriage.
7	Larger garden to become green in growing our own. Also have solar powered house
8	Opportunity to buy land, build a house and develop a rural garden
9	Brought family home which has been in the family generations
10	The village is beautiful, has a great community spirit and had a cricket club. The schools and also facilities of mums and toddlers and pre-school were important when we originally moved here.
11	To buy a farm with more land 40+ years ago!

35. If this is not your first home, what factors influenced your decision to move to your current home? Please tick any that apply.













12	Wanted to build an eco house
13	Space, larger garden, peace & quiet, nature
14	To be nearer friends, family. Was pretty typical village community with a sense of belonging and welcoming neighbours. I love the Fen folk, they are always there to help folks in need. Wonderful folks.
15	Having a local pub
16	Moved here in my teens and have never left.

YOUR FUTURE NEEDS


36. If you are thinking of moving would you like to move to: Please tick one box.

Answer Choices			Response Percent	Response Total
1	Within Witcham Parish		5.95%	5
2	Outside Witcham and the nearby parishes		8.33%	7
3	A parish near Witcham		3.57%	3
4	Outside Cambridgeshire		8.33%	7
5	Not thinking of moving (go to Part 3, Question 40)		73.81%	62
			answered	84
			skipped	14




37. What are the main reason for wanting/needing to move? Please tick any that apply.

Answer Choices			Response Percent	Response Total
1	To move closer to family or friends		18.18%	4
2	To move to cheaper accommodation		4.55%	1
3	To move to a smaller home		31.82%	7
4	To move to a larger home		4.55%	1
5	Wanting to buy a newly built home		0.00%	0
6	Wanting a bigger garden		13.64%	3
7	Wanting a smaller garden		18.18%	4
8	Wanting an easier to maintain home		27.27%	6
9	Wanting to rent a home		0.00%	0
10	Wanting to buy own home		9.09%	2
11	Retirement		27.27%	6
12	To move to an accessible home		4.55%	1
13	To make it easier to receive care/support		0.00%	0
14	To provide care to family/friends		0.00%	0
15	To move to a better neighbourhood		13.64%	3
16	To move to a school catchment area		0.00%	0
17	To be closer to work or a new job		4.55%	1

37. What are the main reason for wanting/needing to move? Please tick any that apply.

18	Having to move due to circumstances		0.00%	0
19	Other		9.09%	2
			answered	22
			skipped	76
If other please describe (4)				
1	To be closer to family.			
2	To be less reliant on the car for day to day life. Better access to cultural activity.			
3	Find that people in the village can be very judgemental about age and pets. Even though my family have lived here for many generations in the same house I live in now			
4	To be clser to hills / better walking conditions			

38. Has something been preventing you from moving within Witcham? Please tick one box.

Answer Choices			Response Percent	Response Total
1	No (Go to Part 3, Question 40)		83.87%	26
2	Yes, for less than a year		6.45%	2
3	Yes, for 1-5 years		9.68%	3
4	Yes, for over 5 years		0.00%	0
			answered	31
			skipped	67

39. What has been preventing you from moving? Please describe. You may wish to leave this blank if you prefer.

Answer Choices			Response Percent	Response Total
1	Open-Ended Question		100.00%	4
1	The price of houses in Witcham. We feel out-priced of own own village.			
2	Could not afford another home. Current home small with less equity for moving			
3	We want to move from Witcham due to the comments previously mentioned			
4	Lack of housing available for our specific needs			
			answered	4
			skipped	94

QUESTIONS ABOUT YOUR HOUSEHOLD

40. Please provide your postcode in the box so we can see whether we have a good cross-section of responses.

Answer Choices		Response Percent	Response Total
1	Open-Ended Question	100.00%	85
1	Cb6 2lr		
2	CB6 2LF		
3	Cb62lf		
4	Cb6 2lq		
5	CB6 2le		
6	CB6 2LG		
7	CB6 2LB		
8	CB6 2LQ		
9	cb62la		
10	CB6 2LA		
11	CB6 2LA		
12	Cb6 2LE		
13	CB6 2LF		
14	CB6 2LQ		
15	CB6 2LF		
16	CB6 2LF		
17	CB6 2la		
18	CB6 2LB		
19	CB6 2LF		
20	CB6 2SG		
21	CB6 2LF		
22	CB6 2AE		
23	CB6 2LQ		
24	CB6 2LH		
25	CB6 2LF		
26	Cb62 lf		
27	CB6 2LQ		
28	CB6 2LF		
29	CB62LF		
30	CB6 2LP		
31	CB6 2LE		
32	CB6 2SG		
33	CB6 2LQ		
34	Cb6 2lf		
35	CB62LB		
36	CB6 2LE		






40. Please provide your postcode in the box so we can see whether we have a good cross-section of responses.

37	CB6 2AE
38	CB6 2SG
39	CB6 2LQ
40	CB6 2lj
41	Cb6 2LQ
42	CB6 2LQ
43	CB6
44	CB6 2LA
45	CB6 2LR
46	CB62LF
47	CB6 2LA
48	Cb62lq
49	CB6 2LQ
50	CB6 2LQ
51	CB6 2LH
52	CB6 2LQ
53	cb6 2lh
54	CB6 2GW
55	CB6 2LF
56	CB6 2LQ
57	CB6 2LQ
58	CB6 2LB
59	CB6 2LB
60	CB6 2LB
61	CB6 2LB
62	CB6 2LB
63	CB6 2LA
64	CB6 2LA
65	CB6 2LA
66	CB6 2SG
67	CB6 2LG
68	CB6 2LQ
69	CB6 2LQ
70	CB6 2LQ
71	CB6 2LD
72	cb62lr
73	CB6 2LR
74	CB6 2LQ
75	CB62LR
76	CB6 2LQ
77	CB6 2LG

40. Please provide your postcode in the box so we can see whether we have a good cross-section of responses.

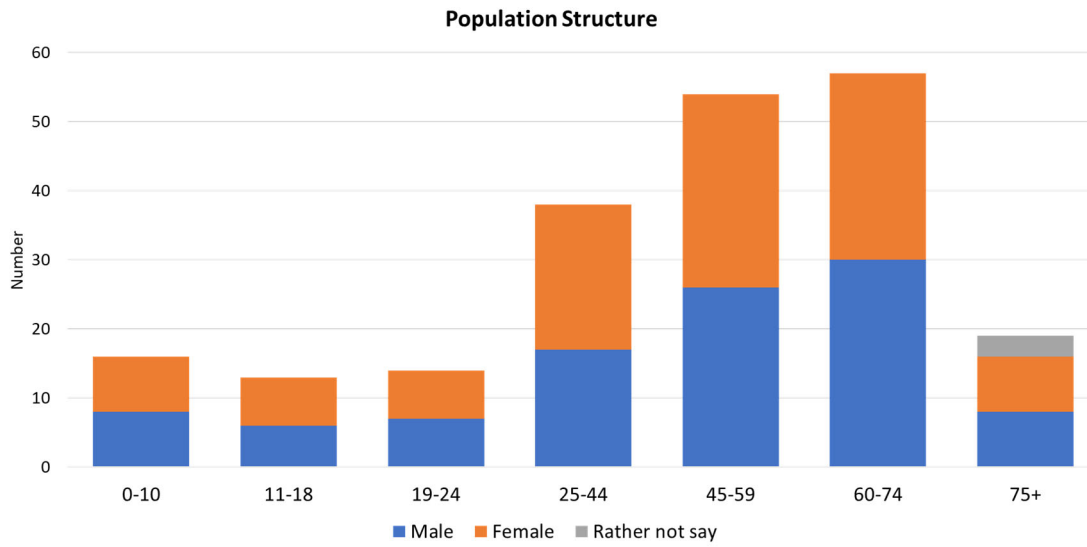
78	CB6 2LG		
79	CB6 2LG		
80	CB62LR		
81	CB6 2LF		
82	CB6 2LF		
83	CB6 2LD		
84	CB6 2LF		
85	CB6 2LE		
		answered	85
		skipped	13








41. How many people live in your household? Please tick one box.







Answer Choices			Response Percent	Response Total
1	1		13.33%	12
2	2		54.44%	49
3	3		14.44%	13
4	4		15.56%	14
5	5+		2.22%	2
			answered	90
			skipped	8





42. Please tick one box for each member of your household: There are extra boxes if you have more than one member in a category. With regards to gender this question is voluntary so you could leave it blank if you prefer. Why we ask this question Your answers help your local community by allowing charities, organisations, and local and central government to understand what services people might need. Information about gender is used to monitor equality between groups of people of different genders. Equality monitoring helps make sure that everyone is treated fairly.








Answer Choices	Age 0-10	11-18	19-24	25-44	45-59	60-74	75+	Response Total
Female	2.53% 2	5.06% 4	2.53% 2	18.99% 15	29.11% 23	34.18% 27	7.59% 6	79
Female	28.57% 6	9.52% 2	14.29% 3	23.81% 5	14.29% 3	0.00% 0	9.52% 2	21
Female	0.00% 0	16.67% 1	33.33% 2	16.67% 1	33.33% 2	0.00% 0	0.00% 0	6
Male	3.95% 3	3.95% 3	2.63% 2	11.84% 9	30.26% 23	36.84% 28	10.53% 8	76
Male	19.05% 4	9.52% 2	14.29% 3	38.10% 8	9.52% 2	9.52% 2	0.00% 0	21
Male	20.00% 1	20.00% 1	40.00% 2	0.00% 0	20.00% 1	0.00% 0	0.00% 0	5
Non-Binary	0.00% 0	0.00% 0	0.00% 0	0.00% 0	0.00% 0	0.00% 0	0.00% 0	0
Non-Binary	0.00% 0	0.00% 0	0.00% 0	0.00% 0	0.00% 0	0.00% 0	0.00% 0	0
Non-Binary	0.00% 0	0.00% 0	0.00% 0	0.00% 0	0.00% 0	0.00% 0	0.00% 0	0
Rather not say	0.00% 0	0.00% 0	0.00% 0	0.00% 0	0.00% 0	0.00% 0	0.00% 0	0
Rather not say	0.00% 0	0.00% 0	0.00% 0	0.00% 0	0.00% 0	0.00% 0	100.00% 1	1
Rather not say	0.00% 0	0.00% 0	0.00% 0	0.00% 0	0.00% 0	0.00% 0	100.00% 2	2
							answered	88
							skipped	10













42.1. Female			Response Percent	Response Total
1	Age 0-10		2.53%	2
2	11-18		5.06%	4
3	19-24		2.53%	2
4	25-44		18.99%	15
5	45-59		29.11%	23
6	60-74		34.18%	27
7	75+		7.59%	6
			answered	79

42.2. Female			Response Percent	Response Total
1	Age 0-10		28.57%	6
2	11-18		9.52%	2
3	19-24		14.29%	3
4	25-44		23.81%	5
5	45-59		14.29%	3
6	60-74		0.00%	0
7	75+		9.52%	2
			answered	21

42.3. Female			Response Percent	Response Total
1	Age 0-10		0.00%	0
2	11-18		16.67%	1
3	19-24		33.33%	2
4	25-44		16.67%	1
5	45-59		33.33%	2
6	60-74		0.00%	0
7	75+		0.00%	0
			answered	6

42.4. Male			Response Percent	Response Total
1	Age 0-10		3.95%	3
2	11-18		3.95%	3
3	19-24		2.63%	2
4	25-44		11.84%	9
5	45-59		30.26%	23
6	60-74		36.84%	28
7	75+		10.53%	8
			answered	76

42.5. Male			Response Percent	Response Total
1	Age 0-10		19.05%	4
2	11-18		9.52%	2
3	19-24		14.29%	3
4	25-44		38.10%	8
5	45-59		9.52%	2
6	60-74		9.52%	2
7	75+		0.00%	0
			answered	21

42.6. Male			Response Percent	Response Total
1	Age 0-10		20.00%	1
2	11-18		20.00%	1
3	19-24		40.00%	2
4	25-44		0.00%	0
5	45-59		20.00%	1
6	60-74		0.00%	0
7	75+		0.00%	0
			answered	5

42.7. Non-Binary			Response Percent	Response Total
1	Age 0-10		0.00%	0
2	11-18		0.00%	0
3	19-24		0.00%	0
4	25-44		0.00%	0
5	45-59		0.00%	0
6	60-74		0.00%	0
7	75+		0.00%	0
			answered	0

42.8. Non-Binary			Response Percent	Response Total
1	Age 0-10		0.00%	0
2	11-18		0.00%	0
3	19-24		0.00%	0
4	25-44		0.00%	0
5	45-59		0.00%	0
6	60-74		0.00%	0
7	75+		0.00%	0
			answered	0

42.9. Non-Binary			Response Percent	Response Total
1	Age 0-10		0.00%	0
2	11-18		0.00%	0
3	19-24		0.00%	0
4	25-44		0.00%	0
5	45-59		0.00%	0
6	60-74		0.00%	0
7	75+		0.00%	0
			answered	0

42.10. Rather not say			Response Percent	Response Total
1	Age 0-10		0.00%	0
2	11-18		0.00%	0
3	19-24		0.00%	0
4	25-44		0.00%	0
5	45-59		0.00%	0
6	60-74		0.00%	0
7	75+		0.00%	0
			answered	0

42.11. Rather not say			Response Percent	Response Total
1	Age 0-10		0.00%	0
2	11-18		0.00%	0
3	19-24		0.00%	0
4	25-44		0.00%	0
5	45-59		0.00%	0
6	60-74		0.00%	0
7	75+		100.00%	1
			answered	1

42.12. Rather not say			Response Percent	Response Total
1	Age 0-10		0.00%	0
2	11-18		0.00%	0
3	19-24		0.00%	0
4	25-44		0.00%	0
5	45-59		0.00%	0
6	60-74		0.00%	0
7	75+		100.00%	2
			answered	2

43. Your comments









Answer Choices		Response Percent	Response Total
1	Open-Ended Question	100.00%	25
1	Village would highly benefit from the introduction of some small shops/convenience stores and definitely a post office. As the closest are in Sutton.		
2	Please make the road onto Witcham toll safer. Traffic calming and speed reduction is essential to prevent further accidents.		
3	<p>I worry that answering that I want to protect field views will be used to suggest I don't support local wind farms. We're strongly in favour of all green energy. If we bring wind/solar farms to the area, that should be celebrated.</p> <p>We'd love for there to be more to do locally. Public transport isn't really sufficient for us to go anywhere for drinks and clubs in the evening, or to get us to work in Cambridge. I understand there's clubs locally, but the websites for showing what's available don't seem to be kept updated. It's tricky to know if I'm missing out or if there isn't enough for 25s-35s.</p> <p>Also, just wanted to say a big thank you for organising this survey!</p>		
4	I don't feel Witcham needs any large scale developments with the level of building going ahead in Ely, Sutton, Haddenham and Chatteris. The road network is not able to take large developments outside of Ely and Cambridge. Smaller projects 1-6 houses would be more in keeping with the village structure.		
5	FOOTPATHS NEED DOING - LOOKS A MESS. I THINK HOUSE BUILDING IS OK IF WITCHAM MAINTAINS THE SMALL VILLAGE FEEL.		
6	Traffic calming measures 20 miles speed limit on all streets. Access to Mepal made safer clean the path up. Better facilities for young people rather than Marshall arts		
7	Witcham is a tiny village (presumably why most people choose to live here) with no shop, school or gp in the village therefore the infrastructure is not there to support extensive housing development. Equally we don't want to become a village of only executive homes either. Young people can't afford to leave home let alone get on the housing ladder. We should encourage well designed, affordable & sustainable housing in small developments - not the cheapest solutions purely for developers to make money from - many of which remain unfinished for years.		
8	I dislike the high density housing being built at some local sites e.g. the old "Kings of Witcham" site and Headleys Lane. I feel it changes the character of the village.		
9	<p>We need to encourage greater diversity in the village across the board.</p> <p>We need to prioritise net zero as a village and in any new development.</p> <p>More trees and wild flower verges /patches (eg on village green) , rewilded patch in church yard etc - simple steps to take</p> <p>Facilities to support home working - eg village home office hub fo printing and photo copyning.</p> <p>Set up monthly community repair and swap shops to further net zero</p>		
10	We love Witcham. Keeping things the same requires change. Please make the right changes. :-)		
11	We do not want large developments of high density housing, which would ruin the character and ambience of this lovely and largely unspoilt village. Such developments have, in our opinion, wrecked many of the surrounding villages.		
12	We have not lived in the village very long (6 months) but are very pleased we made the move. We appreciate some new housing may be needed but we would not want to see any large housing developments. One thing that may be nice is a community shop maybe selling everyday essentials .		
13	Thank you for running the survey. Overall we are glad we moved here. My only request would be to reduce the speed limit on the Witch / Mepal Rd. The 60 MPH limit makes any travel to the village to access the facilities best done by car (Not my preference)		
14	Love the community spirit.		
15	The village just needs to be more family friendly and some of the people who have lived here a while can be intimidating when you appear to be new to the village (although your not). Families are not just children but also the pets we own, grandparents visiting with limited mobility.		
16	The village pub should be taken over as a community interest company and run on behalf of the village for the villagers.		

43. Your comments



17	What would need to be done to make this a "No Cold Caller" zone? The type of door-to-door salesmen which I believe the Police refer to as "Nottingham knockers" are particularly annoying and persistent, as are dubious individuals offering to prune trees (often Irish "travellers").		
18	I feel strongly that we should have allotments in Witcham. We currently rent an allotment in Mepal but it would be much more appropriate to have access to this in Witcham. I would not feel confident to cycle to Mepal as I do not feel this is a safe road for cyclists and therefore I drive to our allotment.		
19	Concerns that the village plan is being drawn up by a group of unelected individuals who got together with pre-conceived ideals and created a questionnaire slanted to give them what they want. Not that it is all bad... Qu 22 "our hedgerows and mature trees need protection". Ours as in gardens or on private land? Would this fall under the scope of parishioners? Protection from what?		
20	Parking can prove challenging at times. Several neighbours in our street are in conflict and unpleasant shouting and arguments have taken place. So much for it being a peaceful village. Neighbours are writing negative comments on social media regarding parking in Witcham and are critical of quantities of vehicles owned by other households.		
21	The Parish Council seems detached from reality and the Village. None stand up for residents and all appears to be rejected to the ECDC for decisions - other than £9000 gates! Concentrate on doing what you are supposed to do already well before worrying about trying to do more		
22	3 males age 0-10 in household - only space for 2 under Q42.		
23	Good to know there are folk who care about Witcham's future!		
24	Witcham has a unique character. I understand that development must happen but this can be in keeping with the village eg houses next to bungalows can be very overpowering. Hedgerows, trees and garden spaces make our village a nice place to be. If these are removed for development this impacts on the character of the village. When areas are being developed, is there a way as a community we can ensure agreed plans are followed and improve communication if an amendment has been made.		
25	I understand the housing climate in this country and have visited many new estates in surrounding villages; also small villages morph into small towns. Have been demographic disasters that have affected towns and villages to unrecognisable sites. Our village has many rich qualities to offer in all areas of life - biodiversity, wild life, walks, at the same time recognising homes need to be built with respect to the landscape, space between villages is very important to the character of all villages. Wild life, bio diversity is a necessity of life for humans. Creatures also need protection and historical value is important to all who dwell in these beautiful parts of the countryside.		
		answered	25
		skipped	73

Witcham Youth Survey

1. ABOUT YOU How old are you?

Answer Choices			Response Percent	Response Total
1	10		11.11%	1
2	11		11.11%	1
3	12		11.11%	1
4	13		11.11%	1
5	14		0.00%	0
6	15		22.22%	2
7	16		11.11%	1
8	17		11.11%	1
9	18		11.11%	1
			answered	9
			skipped	0

2. What is your gender? Note: this question is voluntary Your answers help your local community to understand what services you may need Please tick one box.

Answer Choices			Response Percent	Response Total
1	Male		33.33%	3
2	Female		66.67%	6
3	Non-Binary		0.00%	0
4	Rather not say		0.00%	0
			answered	9
			skipped	0

3. Where do you go to school? Please tick one box.

Answer Choices		Response Percent	Response Total
1	Mepal & Witcham Primary School	0.00%	0
2	Sutton Primary School	0.00%	0
3	The Rackham Primary School	0.00%	0
4	Another public primary school	0.00%	0
5	A private primary school	11.11%	1
6	Witchford Village College	33.33%	3
7	Ely College	11.11%	1
8	Cromwell Community College	0.00%	0
9	Littleport & EC Academy	0.00%	0
10	Another public secondary school	0.00%	0
11	A private secondary school	11.11%	1
12	Cambridge Regional College	11.11%	1
13	Long Road 6th Form College	0.00%	0
14	Hills Road 6th Form College	22.22%	2
15	Another college	0.00%	0
16	I have an apprenticeship	0.00%	0
17	I'm off to university	0.00%	0
18	I work/ in part-time education	0.00%	0
		answered	9
		skipped	0

4. How do you get to school? Please tick one box.

Answer Choices		Response Percent	Response Total
1	Walk	0.00%	0
2	Cycle	0.00%	0
3	School Bus / Coach	55.56%	5
4	Taxi	0.00%	0
5	Local Buses	22.22%	2
6	Someone Drives Me	22.22%	2
7	I Drive Myself	0.00%	0
8	Motorcycle / scooter	0.00%	0
		answered	9
		skipped	0

5. HOUSING Witcham is likely to grow in the next few years and more houses will be built. How would you feel about that?

Answer Choices	Agree	Not Sure	Disagree	Response Total	
When I have my own house, I'd like to live in Witcham	33.33% 3	22.22% 2	44.44% 4	9	
We need more places for people to live in Witcham	22.22% 2	44.44% 4	33.33% 3	9	
With more people, we would need more places for play and sport	66.67% 6	11.11% 1	22.22% 2	9	
I would not want to lose some of our green space	100.00% 9	0.00% 0	0.00% 0	9	
I would like busier streets and more people about	11.11% 1	33.33% 3	55.56% 5	9	
More people in the village means more friends and opportunities	55.56% 5	22.22% 2	22.22% 2	9	
It would get too crowded	66.67% 6	22.22% 2	11.11% 1	9	
				answered	9
				skipped	0
Please put other comments in the box below (1)					
1	Na				

6. MOBILE PHONE Do you have a mobile phone?

Answer Choices		Response Percent	Response Total
1	Yes (go to question 7)	100.00%	9
2	No (go to question 8)	0.00%	0
		answered	9
		skipped	0

7. How good is the signal you get on your mobile?

Answer Choices	Good – full signal	OK – enough to make a call	Bad – no signal	Response Total
At home	55.56% 5	33.33% 3	11.11% 1	9
In the village	50.00% 4	37.50% 3	12.50% 1	8
			answered	9
			skipped	0




8. BROADBAND Do you have broadband?







Answer Choices		Response Percent	Response Total
1	Yes (go to question 9)	100.00%	9
2	No (go to question 10)	0.00%	0
		answered	9
		skipped	0

9. Is the broadband reliable and fast enough?



Answer Choices		Response Percent	Response Total
1	Yes	66.67%	6
2	It's OK	33.33%	3
3	No	0.00%	0
		answered	9
		skipped	0

ACTIVITIES




10. Is there enough to do in Witcham?			
Answer Choices		Response Percent	Response Total
1	Yes		11.11% 1
2	It's OK		44.44% 4
3	No		44.44% 4
		answered	9
		skipped	0
If you said no, what do you wish we had? Say in the box below (5)			
1	Maybe a few more events other than the pea shoot and easter egg hunt.		
2	Village shop		
3	Basketball hoop/netball hoop, more sporting things. Local shop.		
4	Shop		
5	Maybe a youth club or more activities (like Mepal) A shop would be nice		

11. How do you explore the countryside around Witcham. Tick all that apply			
Answer Choices		Response Percent	Response Total
1	I don't		0.00% 0
2	By foot		88.89% 8
3	Drove/Byway		44.44% 4
4	Cycling		55.56% 5
5	Footpaths		66.67% 6
6	Horse riding		33.33% 3
7	Roads		44.44% 4
		answered	9
		skipped	0



12. Do you take part in any youth organisations such as youth clubs, cadets, scouting or guides etc?

Answer Choices		Response Percent	Response Total
1	Yes		25.00%
2	No		75.00%
		answered	8
		skipped	1
If you said yes, list what and where you do it in the box below (1)			
1	Witchford Brownies		

13. Do you travel outside of Witcham to play sports outside of school or be active in other ways?

Answer Choices		Response Percent	Response Total
1	A lot		44.44%
2	Some		44.44%
3	Never		11.11%
		answered	9
		skipped	0
If you do, where do you go to do this? Say which villages or towns and what you do in the box below. (7)			
1	Witchford for my football club.		
2	Cambridge gym		
3	Haddenham, Cambridge.		
4	Ely running		
5	Ely or Eastern region		
6	The Hive - swimming/gym/badminton		
7	I play for Cambridge United Academy		






14. Do you travel outside of Witcham to meet friends / for fun?

Answer Choices		Response Percent	Response Total
1	A lot		88.89% 8
2	Some		11.11% 1
3	Never		0.00% 0
		answered	9
		skipped	0

If you do, where do you go to do this? Say which villages or towns in the box below. (9)

1	Ely
2	Haddenham witchford Ely Cambridge
3	Witchford, Haddenham.
4	Cambridge
5	Sutton, Haddenham, Ely.
6	Ely
7	Ely, Newmarket, Downham market
8	Ely, Sutton, Cambridge
9	Sutton, Witchford & Mepal

15. How do you travel outside of Witcham for sports/fun? Tick all that apply.

Answer Choices		Response Percent	Response Total
1	Walk		22.22% 2
2	Cycle		55.56% 5
3	Train		33.33% 3
4	Someone drives me		100.00% 9
5	I drive myself		0.00% 0
6	Motorcycle/scooter		0.00% 0
7	Taxi		0.00% 0
8	Bus		44.44% 4
9	Other (please say below):		0.00% 0
		answered	9
		skipped	0

Other (please say below): (0)

No answers found.

GENERAL

16. Please tell us how much you agree with the following things. When we say “the village”, we mean Witcham. Please tick one box per row				
Answer Choices	Agree	Not sure	Disagree	Response Total
The village should look and feel like a village, not a town	55.56% 5	44.44% 4	0.00% 0	9
We need more places for young people to work in the village	44.44% 4	44.44% 4	11.11% 1	9
We should use more natural sources of energy in the village like solar or wind	100.00% 9	0.00% 0	0.00% 0	9
I really like living in the village	88.89% 8	11.11% 1	0.00% 0	9
We need to protect our open spaces/views/wildlife	100.00% 9	0.00% 0	0.00% 0	9
We need to make it easier for adults to work in the village	11.11% 1	66.67% 6	22.22% 2	9
I care about historic buildings and the history of the village	33.33% 3	44.44% 4	22.22% 2	9
Helping out/volunteering with local projects is important	66.67% 6	22.22% 2	11.11% 1	9
			answered	9
			skipped	0